

MIG MAG TIG

2021

EDR torches[®]
Evolution Design Robotics

CATALOGUE

WELDING TORCHES

PRO

Series



EDR[®]
torches

MIG-MAG-TIG

WELDING TORCHES

EDRtorches, S.L.
Calle Miguel Angel Blanco 28.
46138 - Rafelbuñol - Valencia Spain.

www.edrtorches.com
info@edrtorches.com
Tel. 0034 963 558 893



Design



Manufacturing



Distribution





MIG/MAG welding torches

PRO 15	10 Pag.
PRO 25	12 Pag.
PRO 24	14 Pag.
PRO 36	16 Pag.
PRO 240W PLUS	18 Pag.
PRO 501W PLUS	20 Pag.

TIG welding torches - electric

PRO SR9	26 Pag.
PRO SR17	28 Pag.
PRO SR26	30 Pag.
PRO SR20W	32 Pag.
PRO SR18W	34 Pag.
SR18WP AUT	36 Pag.
PRO TX3	38 Pag.
LEVER SR9	42 Pag.
LEVER SR17	44 Pag.
LEVER SR26	46 Pag.
LEVER SR20W	48 Pag.
LEVER SR18W	50 Pag.

TIG welding torches - valve

SR9V	56 Pag.
SR17V	58 Pag.
SR26V	60 Pag.
SR18WV	62 Pag.
T210V	64 Pag.
TX3V	66 Pag.

Spare parts and repairs

TIG lens spare parts / glass nozzle spare parts	68 Pag.
Parts for MIG / MAG repairs	72 Pag.
Parts for TIG repairs	74 Pag.



MIG / MAG welding torches

PROseries welding torches.
All the advantages of a professional
range MIG / MAG torch.





Silver-plated push button contacts, increases in number of cycles and improves contact



Slots that improve grip and reduce feeling of heat in the hand



Internal ventilation system reduces the temperature of the handle



Rotula with rotation lock to prevent premature breakage of power cables



PRO15 Gas cooling

180 A co2/60%

150 A Ag+co2/60%



PRO25 Gas cooling

230 A co2/60%

200 A Ag+co2/60%



PRO24 Gas cooling

250 A co2/60%

220 A Ag+co2/60%





PRO36 Gas cooling

320 A co2/60%

290 A Ag+co2/60%



PRO240w PLUS Liquid cooling

300 A co2/100%

250 A Ag+co2/100%



PRO501w PLUS Liquid cooling

500 A co2/100%

425 A Ag+co2/100%



R

**Welding process:**

MIG/MAG, GMAW, 131,135

Technical data according to IEC60974-7



Gas cooling

180 A with CO₂ -60%

150 A with mix M21 (ISO14175) -60%



Diameter of wire 0.8-1.0 mm



Recommended gas flow 8-12 l/min

With pulsed arc the intensity is reduced by 35%

Very light and versatile welding torch for small repairs and maintenance applications in small workshops.

Standard configuration measures.

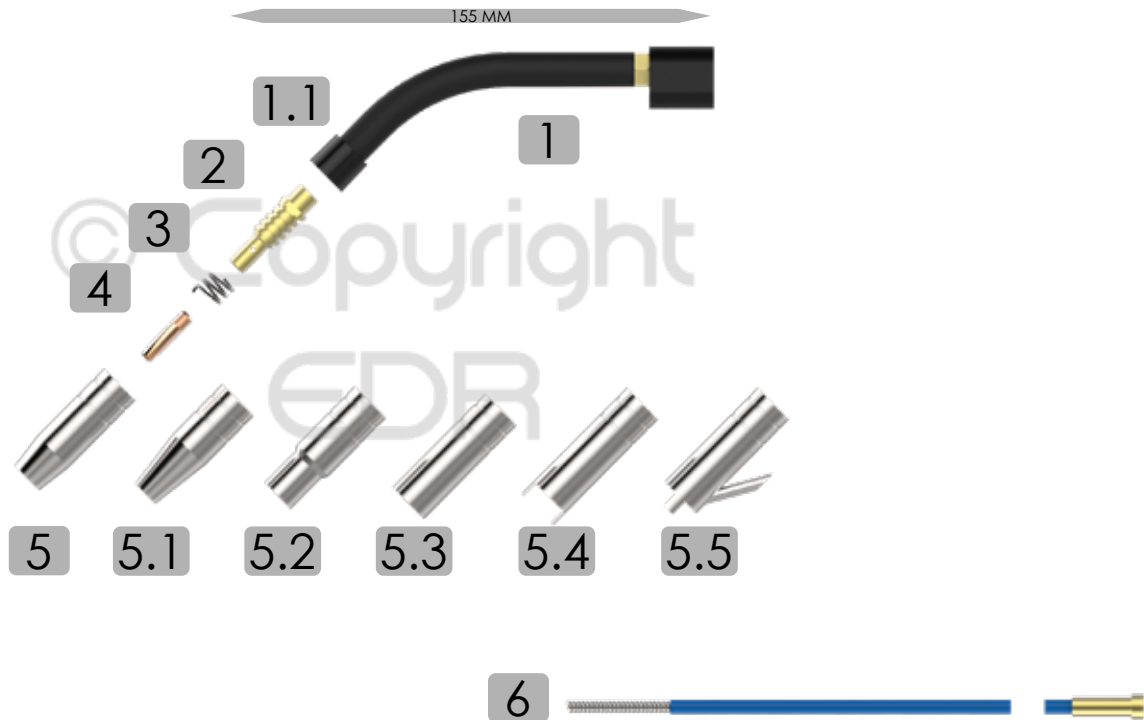
A



Pos.	TYPE	CODE	Min. Q.
A	Torch PRO15-2mts euro connector-Alum guide	M15.2000	1
	Torch PRO15-3mts euro connector	M15.3000	1
	Torch PRO15-4mts euro connector	M15.4000	1
	Torch PRO15-5mts euro connector	M15.5000	1
	Torch PRO15-6mts euro connector	M15.6000	1



Spare parts



Pos.	TYPE	CODE	Min. Q.
1	Neck PRO15	M15.0001	1
1.1	Insulate neck PRO15	M15.0011	2
2	Diffuser PRO15	M15.0002	5
3	Spring PRO15	M15.0003	10
	Contact tip M6x25 0.8mm	M15.0408	25
	Contact tip M6x25 1.0mm	M15.0410	25
5	Nozzle 15 L53xØ18xØ12mm HD (1.5mm)	M15.0500	5
5.1	Nozzle 15 L53xØ18xØ9.5mm HD (1.5mm)	M15.0501	5
5.2	Nozzle 15 L53xØ18xØ13mm HD (1.5mm)	M15.0502	5
5.3	Nozzle 15 L53xØ18xØ16mm HD (1.5mm)	M15.0503	5
5.4	Nozzle 15 L60xØ18xØ16mm	M15.0504	5
5.5	Nozzle 15 nails L60xØ18xØ16mm	M15.0505	5
6	Guide blue L3600xØ4.6xØ1.5mm (0.8-1.0mm)	M99SR03B	1
	Guide blue L4600xØ4.6xØ1.5mm (0.8-1.0mm)	M99SR04B	1
	Guide blue L5600xØ4.6xØ1.5mm (0.8-1.0mm)	M99SR05B	1

R

**Welding process:**

MIG/MAG, GMAW, 131,135

Technical data according to IEC60974-7



Gas cooling

230 A with CO₂ -60%

200 A with mix M21 (ISO14175) -60%



diameter of wire 0.8-1.2 mm



Recommended gas flow 8-16 l/min

With pulsed arc the intensity is reduced by 35%

Torch for most applications of low intensity, light and multipurpose, for repairs and small or low intensity productions.

Standard configuration measures.

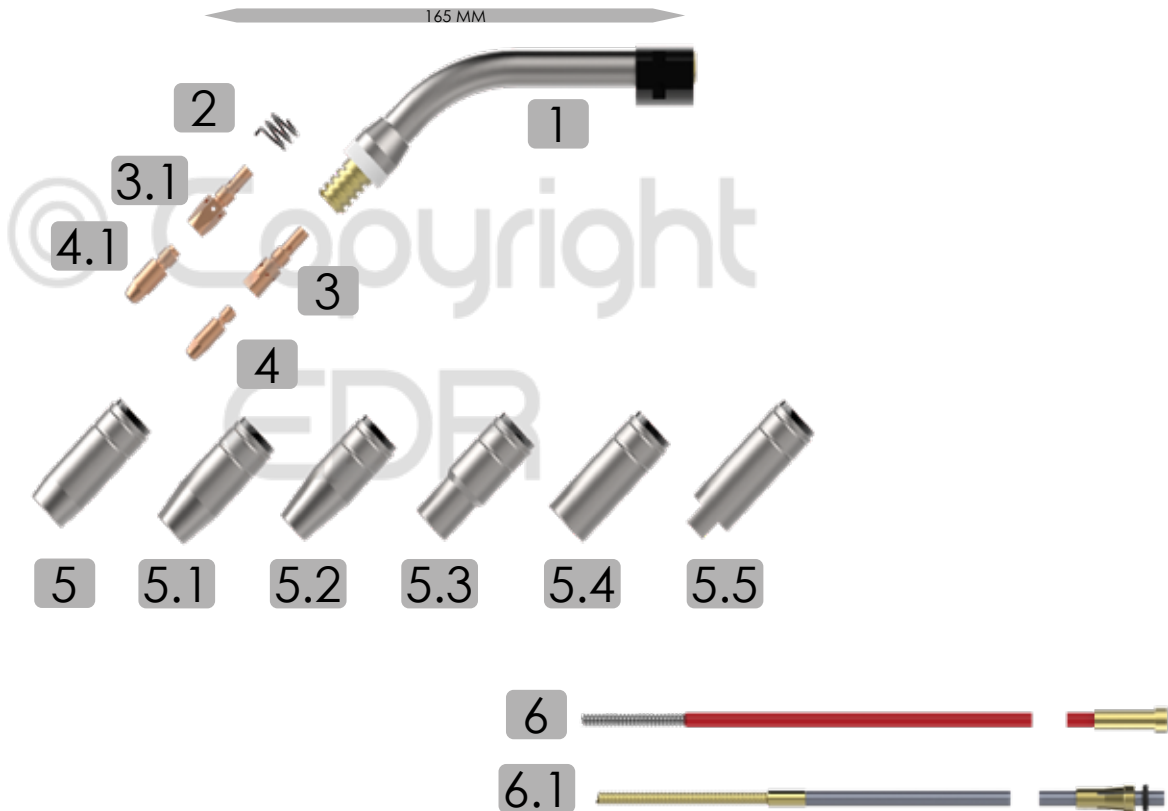
A



Pos.	TYPE	CODE	Min. Q.
A	Torch PRO25-2mts euro connector-Alum guide	M25.2000	1
	Torch PRO25-3mts euro connector	M25.3000	1
	Torch PRO25-4mts euro connector	M25.4000	1
	Torch PRO25-5mts euro connector	M25.5000	1
	Torch PRO25-6mts euro connector	M25.6000	1



Spare parts



Pos.	TYPE	CODE	Min. Q.
1	Neck PRO25	M25.0001	1
2	Spring PRO25	M25.0002	10
3	Tip holder PRO25 M6	M25.0003	5
3.1	Tip holder PRO25 M8	M25.0013	5
4	Contact tip M6x28 0.8mm	M06.0408	25
	Contact tip M6x28 1.0mm	M06.0410	25
	Contact tip M6x28 1.2mm	M06.0412	25
	Contact tip M6x28 0.8mm CuCrZr	M06.1408	25
	Contact tip M6x28 1.0mm CuCrZr	M06.1410	25
	Contact tip M6x28 1.2mm CuCrZr	M06.1412	25
4.1	Contact tip M8x30 0.8mm	M08.0408	25
	Contact tip M8x30 1.0mm	M08.0410	25
	Contact tip M8x30 1.2mm	M08.0412	25
	Contact tip M8x30 0.8mm CuCrZr	M08.1408	25
	Contact tip M8x30 1.0mm CuCrZr	M08.1410	25
	Contact tip M8x30 1.2mm CuCrZr	M08.1412	25
5	Nozzle 25 L57xØ22xØ15mm HD (2mm)	M25.0500	5
5.1	Nozzle 25 L57xØ22xØ13mm HD (2mm)	M25.0501	5
5.2	Nozzle 25 L57xØ22xØ11.5mm HD (2mm)	M25.0502	5
5.3	Nozzle 25 L57xØ22xØ14.5mm HD (2mm)	M25.0503	5
5.4	Nozzle 25 L57xØ22xØ18mm HD (2mm)	M25.0504	5
5.5	Nozzle 25 L67xØ22xØ18mm	M25.0505	5
6	Guide red L3600xØ4.6xØ2.0mm (1.0-1.2mm)	M99SR03R	1
	Guide red L4600xØ4.6xØ2.0mm (1.0-1.2mm)	M99SR04R	1
	Guide red L5600xØ4.6xØ2.0mm (1.0-1.2mm)	M99SR05R	1
6.1	Guide for Alum L2700xØ4.5xØ2.5mm (1.2-1.6mm)	M99SA102	1
	Guide for Alum L3700xØ4.5xØ2.5mm (1.2-1.6mm)	M99SA103	1
	Guide for Alum L3700xØ4.5xØ2.5mm (1.2-1.6mm)	M99SA104	1

**Welding process:**

MIG/MAG, GMAW, 131,135

Technical data according to IEC60974-7



Gas cooling

250 A with CO₂ -60%

220 A with mix M21 (ISO14175) -60%



Diameter of wire 0.8-1.2 mm



Recommended gas flow 8-16 l/min

With pulsed arc the intensity is reduced by 35%

Versatile and lightweight torch but with more power than predecessors 15 and 25, maintenance and production in low intensities.

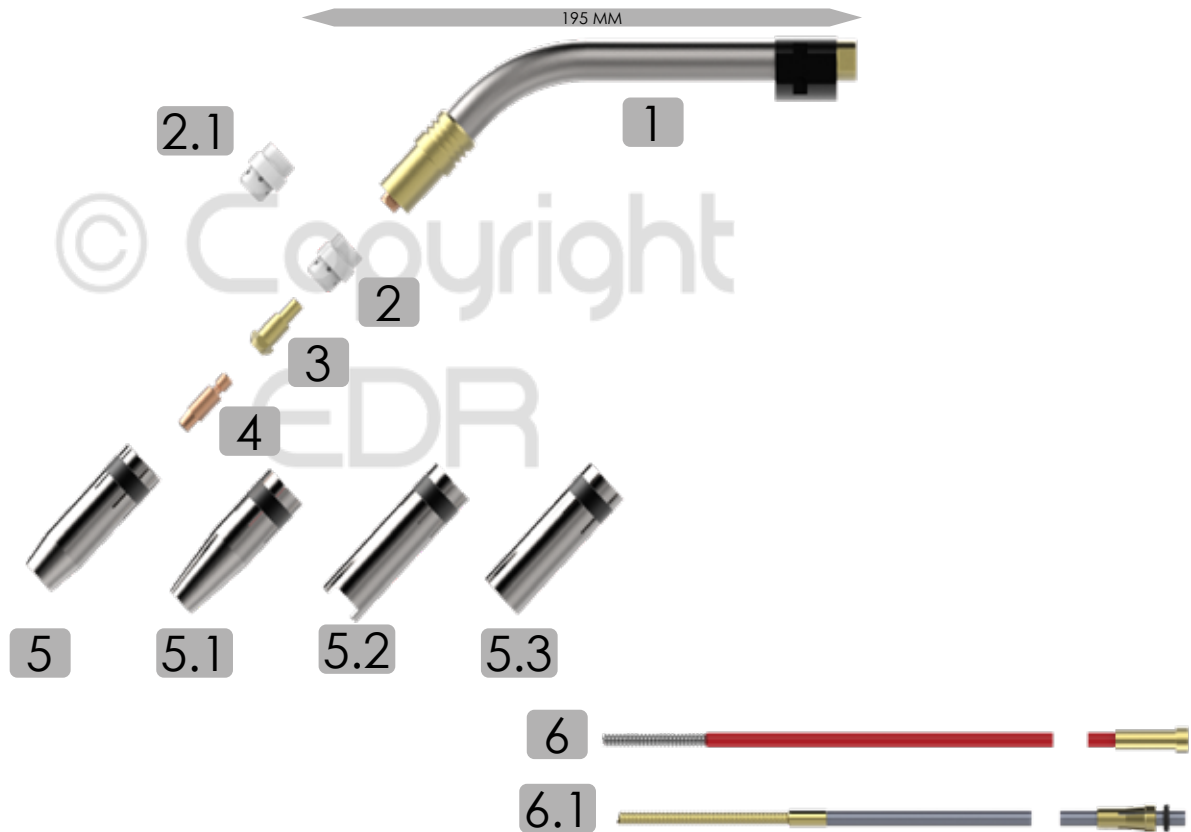
Standard configuration measures.



Pos.	TYPE	CODE	Min. Q.
A	Torch PRO24-2mts euro connector-Alum guide	M24.2000	1
	Torch PRO24-3mts euro connector	M24.3000	1
	Torch PRO24-4mts euro connector	M24.4000	1
	Torch PRO24-5mts euro connector	M24.5000	1
	Torch PRO24-6mts euro connector	M24.6000	1



Spare parts



Pos.	TYPE	CODE	Min. Q.
1	Neck PRO24	M24.0001	1
2	Diffuser PRO24	M24.0002	10
2.1	Diffuser ceramic PRO24	M24.0012	10
3	Tip holder PRO24	M24.0003	5
4	Contact tip M6x28 0.8mm	M06.0408	25
	Contact tip M6x28 1.0mm	M06.0410	25
	Contact tip M6x28 1.2mm	M06.0412	25
	Contact tip M6x28 0.8mm CuCrZr	M06.1408	25
	Contact tip M6x28 1.0mm CuCrZr	M06.1410	25
	Contact tip M6x28 1.2mm CuCrZr	M06.1412	25
5	Nozzle 24 L63xØ20xØ12.5mm HD (2mm)	M24.0501	5
5.1	Nozzle 24 L63xØ20xØ10mm HD (2mm)	M24.0502	5
5.2	Nozzle 24 L68xØ20xØ17mm	M24.0503	5
5.3	Nozzle 24 L63xØ20xØ17mm HD (2mm)	M24.0504	5
6	Guide red L3600xØ4.6xØ2.0mm (1.0-1.2mm)	M99SR03R	1
	Guide red L4600xØ4.6xØ2.0mm (1.0-1.2mm)	M99SR04R	1
	Guide red L5600xØ4.6xØ2.0mm (1.0-1.2mm)	M99SR05R	1
6.1	Guide for Alum L2700xØ4.5xØ2.5mm (1.2-1.6mm)	M99SA102	1
	Guide for Alum L3700xØ4.5xØ2.5mm (1.2-1.6mm)	M99SA103	1
	Guide for Alum L3700xØ4.5xØ2.5mm (1.2-1.6mm)	M99SA104	1

**Welding process:**

MIG/MAG, GMAW, 131,135

Technical data according to IEC60974-7



Gas cooling

320 A with CO₂ -60%

290 A with mix M21 (ISO14175) -60%



Diameter of wire 0.8-1.2 mm




Recommended gas flow 8-16 l/min

With pulsed arc the intensity is reduced by 35%

Medium power torch for more demanding jobs but without the need for a liquid cooling group, use in production without too much power requirement.

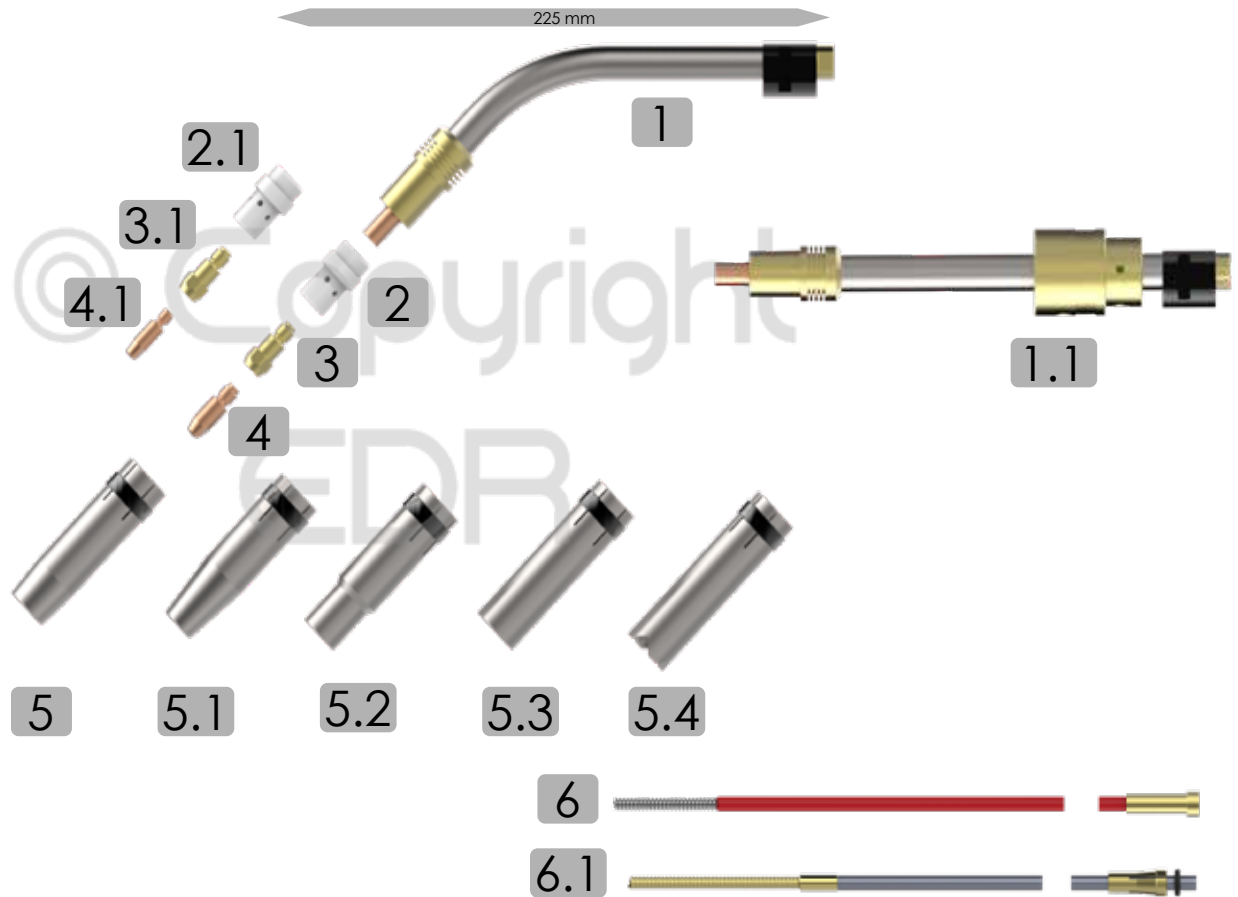
Standard configuration measures.



Pos.	TYPE	CODE	Min. Q.
A	Torch PRO36-2mts euro connector (alum guide)	M36.2000	1
	Torch PRO36-3mts euro connector	M36.3000	1
	Torch PRO36-4mts euro connector	M36.4000	1
	Torch PRO36-5mts euro connector	M36.5000	1
	Torch PRO36-6mts euro connector	M36.6000	1
B	Torch 180° AUT36-2mts euro connector (alum guide)	M36.2100	1
	Torch 180° AUT36-3mts euro connector	M36.3100	1
	Torch 180° AUT36-4mts euro connector	M36.4100	1
	Torch 45° AUT36-2mts euro connector (alum guide)	M36.2200	1
	Torch 45° AUT36-3mts euro connector	M36.3200	1
	Torch 45° AUT36-4mts euro connector	M36.4200	1



Spare parts



Pos.	TYPE	CODE	Min. Q.
1	Neck PRO36	M36.0001	1
1.1	Neck AUT36 180°	M36.0011	1
	Neck AUT36 45°	M36.0021	1
2	Diffuser PRO36	M36.0002	10
2.1	Diffuser ceramic PRO36	M36.0012	10
3	Tip holder PRO36 M8	M36.0003	5
3.1	Tip holder PRO36 M6	M36.0013	5
4	Contact tip M8x30 0.8mm	M08.0408	25
	Contact tip M8x30 1.0mm	M08.0410	25
	Contact tip M8x30 1.2mm	M08.0412	25
	Contact tip M8x30 0.8mm CuCrZr	M08.1408	25
	Contact tip M8x30 1.0mm CuCrZr	M08.1410	25
	Contact tip M8x30 1.2mm CuCrZr	M08.1412	25
4.1	Contact tip M6x28 0.8mm	M06.0408	25
	Contact tip M6x28 1.0mm	M06.0410	25
	Contact tip M6x28 1.2mm	M06.0412	25
	Contact tip M6x28 0.8mm CuCrZr	M06.1408	25
	Contact tip M6x28 1.0mm CuCrZr	M06.1410	25
	Contact tip M6x28 1.2mm CuCrZr	M06.1412	25
5	Nozzle 36 L84xØ24xØ16mm HD (2.5mm)	M36.0500	5
5.1	Nozzle 36 L84xØ24xØ12mm HD (2.5mm)	M36.0501	5
5.2	Nozzle 36 L84xØ24xØ15mm HD (2.5mm)	M36.0502	5
5.3	Nozzle 36 L84xØ24xØ19mm HD (2.5mm)	M36.0503	5
5.4	Nozzle 36 L90xØ24xØ20mm	M36.0504	5
6	Guide red L3600xØ4.6xØ2.0mm (1.0-1.2mm)	M99SR03R	1
	Guide red L4600xØ4.6xØ2.0mm (1.0-1.2mm)	M99SR04R	1
	Guide red L5600xØ4.6xØ2.0mm (1.0-1.2mm)	M99SR05R	1
6.1	Guide for Alum L2700xØ4.5xØ2.5mm (1.2-1.6mm)	M99SA102	1
	Guide for Alum L3700xØ4.5xØ2.5mm (1.2-1.6mm)	M99SA103	1
	Guide for Alum L3700xØ4.5xØ2.5mm (1.2-1.6mm)	M99SA104	1

**Welding process:**

MIG/MAG, GMAW, 131,135

Technical data according to IEC60974-7



Liquid cooling

300A with CO₂ -100%

250A with mix M21 (ISO14175) -100%



diameter of wire 1.0-1.2 mm




Recommended gas flow 8-16 l/min

With pulsed arc the intensity is reduced by 35%

Medium power torch for production work of moderate intensity, the Liquid cooling allows for long work cycles.

Standard configuration measures.

A



Pos.	TYPE	CODE	Min. Q.
A	Torch PRO240w PLUS-2mts euro connector (alum guide)	M20.2000	1
	Torch PRO240w PLUS-3mts euro connector	M20.3000	1
	Torch PRO240w PLUS-4mts euro connector	M20.4000	1
	Torch PRO240w PLUS-5mts euro connector	M20.5000	1
	Torch PRO240w PLUS-6mts euro connector	M20.6000	1



Spare parts



Pos.	TYPE	CODE	Min. Q.
1	Neck PRO240w	M20.0001	1
2	Diffuser PRO24-240w	M24.0002	10
2.1	Diffuser ceramic PRO24-240w	M24.0012	10
3	Tip holder PRO24-240w	M24.0003	5
4	Contact tip M6x28 0.8mm	M06.0408	25
	Contact tip M6x28 1.0mm	M06.0410	25
	Contact tip M6x28 1.2mm	M06.0412	25
	Contact tip M6x28 0.8mm CuCrZr	M06.1408	25
	Contact tip M6x28 1.0mm CuCrZr	M06.1410	25
	Contact tip M6x28 1.2mm CuCrZr	M06.1412	25
5	Nozzle 24-240w L63xØ20xØ12.5mm HD (2mm)	M24.0501	5
5.1	Nozzle 24-240w L63xØ20xØ10mm HD (2mm)	M24.0502	5
5.2	Nozzle 24-240w L68xØ20xØ17mm	M24.0503	5
5.3	Nozzle 24-240w L63xØ20xØ17mm HD (2mm)	M24.0504	5
6	Guide nude L3600xØ4.6xØ2.2mm (1.2-1.6mm) HD	M45SR03	1
	Guide nude L4600xØ4.6xØ2.2mm (1.2-1.6mm) HD	M45SR04	1
	Guide nude L5600xØ4.6xØ2.2mm (1.2-1.6mm) HD	M45SR05	1
6.1	Guide for Alum L2700xØ4.5xØ2.5mm (1.2-1.6mm)	M99SA102	1
	Guide for Alum L3700xØ4.5xØ2.5mm (1.2-1.6mm)	M99SA103	1
	Guide for Alum L3700xØ4.5xØ2.5mm (1.2-1.6mm)	M99SA104	1



Welding process:

MIG/MAG, GMAW, 131,135

Technical data according to IEC60974-7



Liquid cooling



500A with CO₂ -100%



425 A with mix M21 (ISO14175) -100%



diameter of wire 1.0-1.6 mm




Recommeded gas flow 8-20 l/min

With pulsed arc the intensity is reduced by 35%

High power torch for production work of moderate to strong intensity, the Liquid cooling allows for long work cycles.

Standard configuration measures.



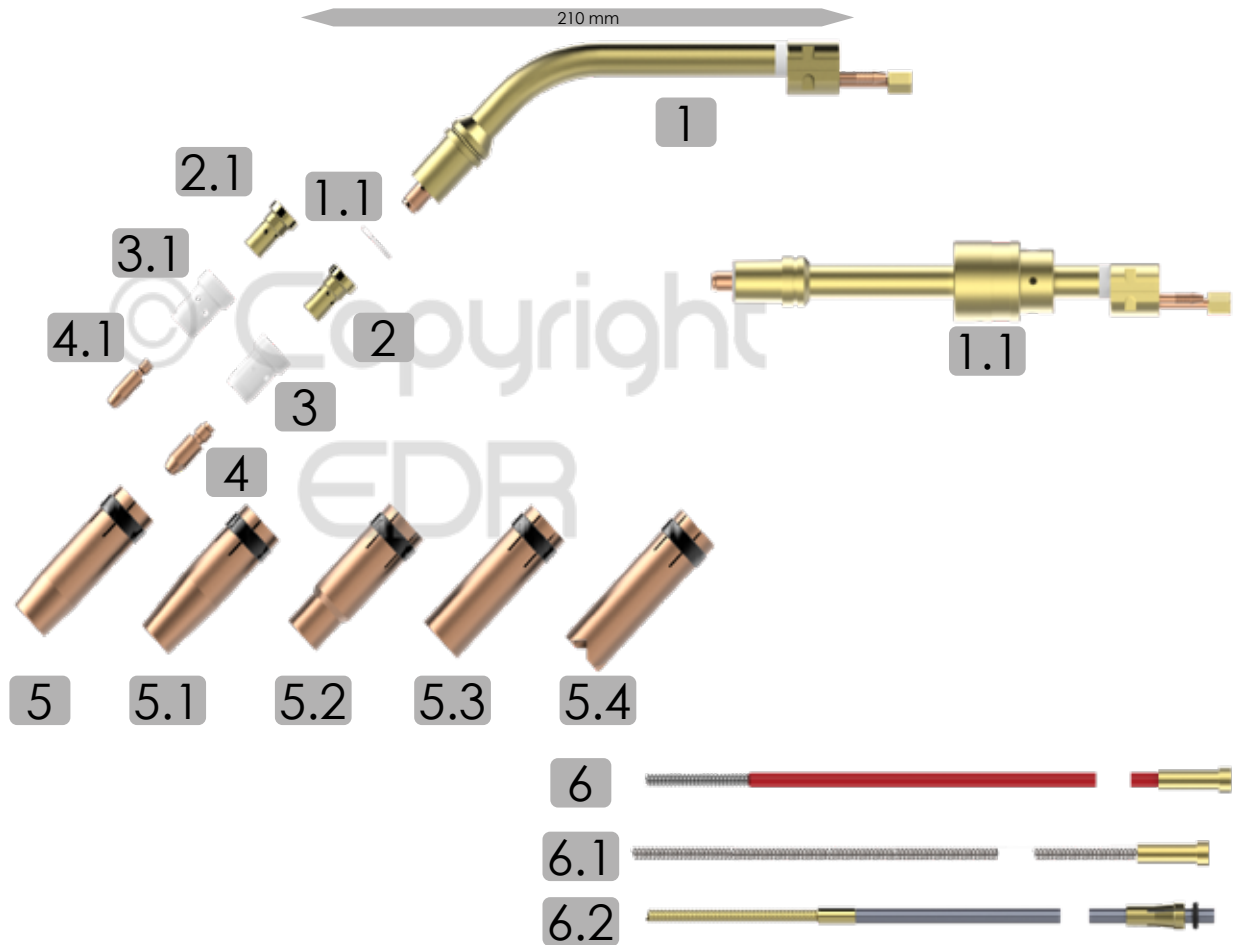
Pos.	TYPE	CODE	Min. Q.
A	Torch PRO501w PLUS-2mts euro connector (alum guide)	M50.2000	1
	Torch PRO501w PLUS-3mts euro connector	M50.3000	1
	Torch PRO501w PLUS-4mts euro connector	M50.4000	1
	Torch PRO501w PLUS-5mts euro connector	M50.5000	1
	Torch PRO501w PLUS-6mts euro connector	M50.6000	1
B	Torch 180° AUT501w-2mts euro connector (alum guide)	M50.2100	1
	Torch 180° AUT501w-3mts euro connector	M50.3100	1
	Torch 180° AUT501w-4mts euro connector	M50.4100	1
	Torch 45° AUT501w-2mts euro connector (alum guide)	M50.2200	1
	Torch 45° AUT501w-3mts euro connector	M50.3200	1
	Torch 45° AUT501w-4mts euro connector	M50.4200	1

© 2019 EDRtorches, S.L. All rights reserved. Subject to change without notice. Excerpts and reprints not permitted.

enDS-PRO501w-01



Spare parts



Pos.	TYPE	CODE	Min. Q.
1	Neck PRO501w PLUS	M50.0001	1
1.1	Neck AUT501w 180°	M50.0011	1
	Neck AUT501w 45°	M50.0021	1
2	Diffuser PRO501w	M50.0002	10
2.1	Diffuser ceramic PRO501w	M50.0012	10
3	Tip holder PRO501w M8	M50.0003	5
3.1	Tip holder PRO501w M6	M50.0013	5
4	Contact tip M8x30 1.0mm	M08.0410	25
	Contact tip M8x30 1.2mm	M08.0412	25
	Contact tip M8x30 1.6mm	M08.0416	25
	Contact tip M8x30 1.0mm CuCrZr	M08.1410	25
	Contact tip M8x30 1.2mm CuCrZr	M08.1412	25
	Contact tip M8x30 1.6mm CuCrZr	M08.1416	25
4.1	Contact tip M6x28 0.8mm	M06.0408	25
	Contact tip M6x28 1.0mm	M06.0410	25
	Contact tip M6x28 1.2mm	M06.0412	25
	Contact tip M6x28 0.8mm CuCrZr	M06.1408	25
	Contact tip M6x28 1.0mm CuCrZr	M06.1410	25
	Contact tip M6x28 1.2mm CuCrZr	M06.1412	25
5	Nozzle 501w L76xØ24xØ16mm HD (2.5mm)	M50.0500	5
5.1	Nozzle 501w L76xØ24xØ14mm HD (2.5mm)	M50.0501	5
5.2	Nozzle 501w L76xØ24xØ15mm HD (2.5mm)	M50.0502	5
5.3	Nozzle 501w L76xØ24xØ19mm HD (2.5mm)	M50.0503	5
5.4	Nozzle 501w L85xØ24xØ20mm	M50.0504	5
6	Guide red L3600xØ4.6xØ2.0mm (1.0-1.2mm)	M99SR03R	1
	Guide red L4600xØ4.6xØ2.0mm (1.0-1.2mm)	M99SR04R	1
	Guide red L5600xØ4.6xØ2.0mm (1.0-1.2mm)	M99SR05R	1
6.1	Guide nude L3600xØ4.6xØ2.2mm (1.2-1.6mm) HD	M45SR03	1
	Guide nude L4600xØ4.6xØ2.2mm (1.2-1.6mm) HD	M45SR04	1
	Guide nude L5600xØ4.6xØ2.2mm (1.2-1.6mm) HD	M45SR05	1
6.2	Guide for Alum L2700xØ4.5xØ2.5mm (1.2-1.6mm)	M99SA102	1
	Guide for Alum L3700xØ4.5xØ2.5mm (1.2-1.6mm)	M99SA103	1
	Guide for Alum L3700xØ4.5xØ2.5mm (1.2-1.6mm)	M99SA104	1



TIG ELECTRIC

PROseries welding torches.
All the advantages of a professional
range TIG torch.





Multiple activation configurations.



Easy change of
push buttons



Extra-flexible hose and
dielectric, better handling and
greater isolation

TIG welding torches electric - PROseries



SR9 Gas cooling

110 A - CD 60%

80 A - CA 60%

SR17 Gas cooling

140 A - CD 60%

100 A - CA 60%

SR26 Gas cooling

200 A - CD 60%

140 A - CA 60%

SR20W Liquid cooling

250 A - CD 100%

200 A - CA 100%





SR18W Liquid cooling

320 A - CD 100%

225 A - CA 100%



SR18WP AUT Liquid cooling

320 A - CD 100%

225 A - CA 100%



TX3 Gas cooling

270 A con CD 60%

200 A con CA 60%

**Welding process:**

TIG, GTAW, 141

Technical data according to IEC60974-7



Gas cooling



110 A CD to cycle 60%



80 A CA to cycle 60%



Diameter of the electrode 1.0-1.6 mm




Recommended gas flow 4-12 l/min

CE

TIG system torch for most applications of low intensity, light and handy recommended for small repairs, universal spare system with threaded nozzle.

Standard configuration measures.

A



B



Pos.	TYPE	CODE	Min. Q.
A	Torch PRO SR9-4mts connector 35/50	T09.4000	1
	Torch PRO SR9-8mts connector 35/50	T09.8000	1
	Torch PRO SR9Flex-4mts connector 35/50	T09.4001	1
	Torch PRO SR9Flex-8mts connector 35/50	T09.8001	1
B	Torch coaxial PRO SR9-4mts connector 35/50	T09.4010	1
	Torch coaxial PRO SR9-8mts connector 35/50	T09.8010	1
	Torch coaxial PRO SR9Flex-4mts connector 35/50	T09.4011	1
	Torch coaxial PRO SR9Flex-8mts connector 35/50	T09.8011	1
	Torch coaxial PRO SR9-4mts connector 35/50 leather	T09.4020	1
	Torch coaxial PRO SR9-8mts connector 35/50 leather	T09.8020	1
	Torch coaxial TIG PRO SR9-4mts connector -EURO	T09.4030	1
	Torch coaxial TIG PRO SR9-8mts connector -EURO	T09.8030	1



Spare parts



Pos.	TYPE	CODE	Min. Q.
1	Head SR9	T09.0001	1
1.1	Head FLEX SR9F	T09.0011	1
2	Long cap SR9-20	T41V24	5
2.1	Medium cap SR9-20	T41V35	5
2.2	Short cap SR9-20	T41V33	5
3	Collet SR9-20-25 1.0mm	T13N21	10
	Collet SR9-20-25 1.6mm	T13N22	10
	Collet SR9-20-25 2.0mm	T13N22M	10
	Collet SR9-20-25 2.4mm	T13N23	10
	Collet SR9-20-25 3.2mm	T13N24	10
4	Insulating ring SR9-20-25	T59.8882	5
5	Diffuser SR9-20-25 1.0mm	T13N26	5
	Diffuser SR9-20-25 1.6mm	T13N27	5
	Diffuser SR9-20-25 2.0mm	T13N27M	5
	Diffuser SR9-20-25 2.4mm	T13N28	5
	Diffuser SR9-20-25 3.2mm	T13N29	5
6	Nozzle SR9-20-25 #4-L30xØ6.3mm	T13N08	10
	Nozzle SR9-20-25 #5-L30xØ8mm	T13N09	10
	Nozzle SR9-20-25 #6-L30xØ9.5mm	T13N10	10
	Nozzle SR9-20-25 #7-L30xØ11mm	T13N11	10
	Nozzle SR9-20-25 #8-L30xØ12.5mm	T13N12	10
	Nozzle SR9-20-25 #10-L30xØ16mm	T13N13	10
6.1	Nozzle SR9-20-25 #3-L50xØ5mm	T796F70	10
	Nozzle SR9-20-25 #4-L50xØ6.3mm	T796F71	10
	Nozzle SR9-20-25 #5-L50xØ8mm	T796F72	10
	Nozzle SR9-20-25 #6-L50xØ9.5mm	T796F73	10
6.2	Nozzle SR9-20-25 #3-L63xØ5mm	T796F74	10
	Nozzle SR9-20-25 #4-L63xØ6.3mm	T796F75	10
	Nozzle SR9-20-25 #5-L63xØ8mm	T796F76	10
	Nozzle SR9-20-25 #6-L63xØ9.5mm	T796F77	10
7	Diffuser gas lens SR9-20-25 1.0mm	T45V42	10
	Diffuser gas lens SR9-20-25 1.6mm	T45V43	10
	Diffuser gas lens SR9-20-25 2.0mm	T45V43M	10
	Diffuser gas lens SR9-20-25 2.4mm	T45V44	10
	Diffuser gas lens SR9-20-25 3.2mm	T45V45	10
8	Nozzle gas lens SR9-20-25 #4-L25xØ6.3mm	T53N58	10
	Nozzle gas lens SR9-20-25 #5-L25xØ8mm	T53N59	10
	Nozzle gas lens SR9-20-25 #6-L25xØ9.5mm	T53N60	10
	Nozzle gas lens SR9-20-25 #7-L25xØ11mm	T53N61	10
	Nozzle gas lens SR9-20-25 #8-L25xØ12.5mm	T53N61S	10

®

**Welding process:**

TIG, GTAW, 141

Technical data according to IEC60974-7



Gas cooling



140 A CD for cycle 60%



100 A CA for cycle 60%



Diameter of the electrode 1.0-2.4 mm




Recommended gas flow 4-12 l/min

CE

TIG system torch for most applications of low intensity, light and manageable recommended for small repairs and short series productions, universal spare system with threaded nozzle slightly larger than the SR-9 model.

Standard configuration measures.

A




B



Pos.	TYPE	CODE	Min. Q.
A	Torch PRO SR17-4mts connector 35/50	T17.4000	1
	Torch PRO SR17-8mts connector 35/50	T17.8000	1
	Torch PRO SR17Flex-4mts connector 35/50	T17.4001	1
	Torch PRO SR17Flex-8mts connector 35/50	T17.8001	1
B	Torch coaxial PRO SR17-4mts connector 35/50	T17.4010	1
	Torch coaxial PRO SR17-8mts connector 35/50	T17.8010	1
	Torch coaxial PRO SR17Flex-4mts connector 35/50	T17.4011	1
	Torch coaxial PRO SR17Flex-8mts connector 35/50	T17.8011	1
C	Torch coaxial PRO SR17-4mts connector 35/50 leather	T17.4020	1
	Torch coaxial PRO SR17-8mts connector 35/50 leather	T17.8020	1
	Torch coaxial TIG PRO SR17-4mts connector-EURO	T17.4030	1
	Torch coaxial TIG PRO SR17-8mts connector-EURO	T17.8030	1



Spare parts



Pos.	TYPE	CODE	Min. Q.
1	Head SR17	T17.0001	1
1.1	Head FLEX SR17F	T17.0011	1
2	Long cap SR17-18-26	T57Y02	5
2.1	Medium cap SR17-18-26	T57Y0MED	5
2.2	Short cap SR17-18-26	T57Y04	5
3	Collet SR17-18-26 1.0mm	T10N22	5
	Collet SR17-18-26 1.6mm	T10N23	5
	Collet SR17-18-26 2.0mm	T10N23M	5
	Collet SR17-18-26 2.4mm	T10N24	5
	Collet SR17-18-26 3.2mm	T10N25	5
	Collet SR17-18-26 4.0mm	T10N26	5
4	Insulating SR17-18-26	T18CG	5
5	Diffuser SR17-18-26 1.0mm	T10N30	5
	Diffuser SR17-18-26 1.6mm	T10N31	5
	Diffuser SR17-18-26 2.0mm	T10N31M	5
	Diffuser SR17-18-26 2.4mm	T10N32	5
	Diffuser SR17-18-26 3.2mm	T10N33	5
	Diffuser SR17-18-26 4.0mm	T10N34	5
6	Nozzle SR17-18-26 #4-L47xØ6.3mm	T10N50	10
	Nozzle SR17-18-26 #5-L47xØ8mm	T10N49	10
	Nozzle SR17-18-26 #6-L47xØ9.5mm	T10N48	10
	Nozzle SR17-18-26 #7-L47xØ11mm	T10N47	10
	Nozzle SR17-18-26 #8-L47xØ12.5mm	T10N46	10
	Nozzle SR17-18-26 #10-L47xØ16mm	T10N45	10
	Nozzle SR17-18-26 #12-L47xØ19mm	T10N44	10
6.1	Nozzle SR17-18-26 #5-L74xØ8mm	T10N49L	10
	Nozzle SR17-18-26 #6-L74xØ9.5mm	T10N48L	10
	Nozzle SR17-18-26 #7-L74xØ11mm	T10N47L	10
7	Insulating gas lens SR17-18-26	T54N01	5
8	Diffuser gas lens SR17-18-26 1.0mm	T45V24	5
	Diffuser gas lens SR17-18-26 1.6mm	T45V25	5
	Diffuser gas lens SR17-18-26 2.0mm	T45V25M	5
	Diffuser gas lens SR17-18-26 2.4mm	T45V26	5
	Diffuser gas lens SR17-18-26 3.2mm	T45V27	5
	Diffuser gas lens SR17-18-26 4.0mm	T45V28	5
9	Nozzle SR17-18-26 #4-L42xØ6.3mm	T54N18	10
	Nozzle SR17-18-26 #5-L42xØ8mm	T54N17	10
	Nozzle SR17-18-26 #6-L42xØ9.5mm	T54N16	10
	Nozzle SR17-18-26 #7-L42xØ11mm	T54N15	10
	Nozzle SR17-18-26 #8-L42xØ12.5mm	T54N14	10
10	Insulating gas lens jumbo SR17-18-26	T54N63	5
11	Diffuser gas lens jumbo SR17-18-26 1.0mm	T45V0204	5
	Diffuser gas lens jumbo SR17-18-26 1.6mm	T45V116	5
	Diffuser gas lens jumbo SR17-18-26 2.4mm	T45V64	5
	Diffuser gas lens jumbo SR17-18-26 3.2mm	T995795	5
	Diffuser gas lens jumbo SR17-18-26 4.0mm	T45V63	5
12	Nozzle gas lens jumbo SR17-18-26 #6D-L48xØ9.5mm	T57N75	10
	Nozzle gas lens jumbo SR17-18-26 #8D-L48xØ12.5mm	T57N74	10
	Nozzle gas lens jumbo SR17-18-26 #10D-L48xØ16mm	T57N88	10
	Nozzle gas lens jumbo SR17-18-26 #12D-L48xØ19mm	T57N87	10



®

**Welding process:**

TIG, GTAW, 141

Technical data according to IEC60974-7



Gas cooling



200 A CD for cycle 60%



140 A CA for cycle 60%



Diameter of the electrode 1.0-4.0 mm




Recommended gas flow 4-12 l/min

CE

TIG system torch for most applications of low intensity, light and manageable recommended for small repairs and short series productions, universal spare system with threaded nozzle slightly larger than

Standard configuration measures.

A



B



Pos.	TYPE	CODE	Min. Q.
A	Torch TIG PRO SR26-4mts connector 35/50 (35mm ²)	T26.4000	1
	Torch TIG PRO SR26-8mts connector 35/50 (35mm ²)	T26.8000	1
	Torch TIG PRO SR26Flex-4mts connector 35/50 (35mm ²)	T26.4001	1
	Torch TIG PRO SR26Flex-8mts connector 35/50 (35mm ²)	T26.8001	1
B	Torch coaxial TIG PRO SR26-4mts connector 35/50	T26.4010	1
	Torch coaxial TIG PRO SR26-8mts connector 35/50	T26.8010	1
	Torch coaxial TIG PRO SR26Flex-4mts connector 35/50	T26.4011	1
	Torch coaxial TIG PRO SR26Flex-8mts connector 35/50	T26.8011	1
	Torch coaxial TIG PRO SR26-4mts connector 35/50 leather	T26.4020	1
	Torch coaxial TIG PRO SR26-8mts connector 35/50 leather	T26.8020	1
	Torch coaxial TIG PRO SR26-4mts connector-EURO	T26.4030	1
	Torch coaxial TIG PRO SR26-8mts connector-EURO	T26.8030	1



Spare parts



Pos.	TYPE	CODE	Min. Q.
1	Head SR26	T26.0001	1
1.1	Head flex SR26VF	T26.0011	1
1.2	Head pencil SR26	T26.0003	1
2	Long cap SR17-18-26	T57Y02	5
2.1	Medium cap SR17-18-26	T57Y0MED	5
2.2	Short cap SR17-18-26	T57Y04	5
3	Collet SR17-18-26 1.0mm	T10N22	5
	Collet SR17-18-26 1.6mm	T10N23	5
	Collet SR17-18-26 2.0mm	T10N23M	5
	Collet SR17-18-26 2.4mm	T10N24	5
	Collet SR17-18-26 3.2mm	T10N25	5
	Collet SR17-18-26 4.0mm	T10N26	5
4	Insulating SR17-18-26	T18CG	5
5	Diffuser SR17-18-26 1.0mm	T10N30	5
	Diffuser SR17-18-26 1.6mm	T10N31	5
	Diffuser SR17-18-26 2.0mm	T10N31M	5
	Diffuser SR17-18-26 2.4mm	T10N32	5
	Diffuser SR17-18-26 3.2mm	T10N33	5
	Diffuser SR17-18-26 4.0mm	T10N34	5
6	Nozzle SR17-18-26 #4-L47xØ6.3mm	T10N50	10
	Nozzle SR17-18-26 #5-L47xØ8mm	T10N49	10
	Nozzle SR17-18-26 #6-L47xØ9.5mm	T10N48	10
	Nozzle SR17-18-26 #7-L47xØ11mm	T10N47	10
	Nozzle SR17-18-26 #8-L47xØ12.5mm	T10N46	10
	Nozzle SR17-18-26 #10-L47xØ16mm	T10N45	10
	Nozzle SR17-18-26 #12-L47xØ19mm	T10N44	10
6.1	Nozzle SR17-18-26 #5-L74xØ8mm	T10N49L	10
	Nozzle SR17-18-26 #6-L74xØ9.5mm	T10N48L	10
	Nozzle SR17-18-26 #7-L74xØ11mm	T10N47L	10
7	Insulating gas lens SR17-18-26	T54N01	5
8	Diffuser gas lens SR17-18-26 1.0mm	T45V24	5
	Diffuser gas lens SR17-18-26 1.6mm	T45V25	5
	Diffuser gas lens SR17-18-26 2.0mm	T45V25M	5
	Diffuser gas lens SR17-18-26 2.4mm	T45V26	5
	Diffuser gas lens SR17-18-26 3.2mm	T45V27	5
	Diffuser gas lens SR17-18-26 4.0mm	T45V28	5
9	Nozzle SR17-18-26 #4-L42xØ6.3mm	T54N18	10
	Nozzle SR17-18-26 #5-L42xØ8mm	T54N17	10
	Nozzle SR17-18-26 #6-L42xØ9.5mm	T54N16	10
	Nozzle SR17-18-26 #7-L42xØ11mm	T54N15	10
	Nozzle SR17-18-26 #8-L42xØ12.5mm	T54N14	10
10	Insulating gas lens jumbo SR17-18-26	T54N63	5
11	Diffuser gas lens jumbo SR17-18-26 1.0mm	T45V0204	5
	Diffuser gas lens jumbo SR17-18-26 1.6mm	T45V116	5
	Diffuser gas lens jumbo SR17-18-26 2.4mm	T45V64	5
	Diffuser gas lens jumbo SR17-18-26 3.2mm	T995795	5
	Diffuser gas lens jumbo SR17-18-26 4.0mm	T45V63	5
12	Nozzle gas lens jumbo SR17-18-26 #6D-L48xØ9.5mm	T57N75	10
	Nozzle gas lens jumbo SR17-18-26 #8D-L48xØ12.5mm	T57N74	10
	Nozzle gas lens jumbo SR17-18-26 #10D-L48xØ16mm	T57N88	10
	Nozzle gas lens jumbo SR17-18-26 #12D-L48xØ19mm	T57N87	10



**Welding process:**

TIG, GTAW, 141

Technical data according to IEC60974-7



Liquid cooling



250 A CD for cycle 60%



200 A CA for cycle 60%



Diameter of the electrode 1.0-3.2 mm



Recommended gas flow 4-12 l/min



TIG system torch for most medium intensity applications with liquid cooling, small spare, recommended for repairs and production of short series, universal spare system with threaded nozzle.

Standard configuration measures.



Pos.	TYPE	CODE	Min. Q.
A	Torch TIG PRO SR20W-4mts connector 35/50	T20.4000	1
	Torch TIG PRO SR20W-8mts connector 35/50	T20.8000	1
	Torch TIG SR20W-4mts connector 35/50 con piel	T20.4020	1
	Torch TIG SR20W-8mts connector 35/50 con piel	T20.8020	1
	Torch TIG PRO SR20W-4mts connector-EURO	T20.4030	1
	Torch TIG PRO SR20W-8mts connector-EURO	T20.8030	1



Spare parts



Pos.	TYPE	CODE	Min. Q.
1	Head SR20W	T20.0001	1
1.1	Head pencil SR20P	T20.0011	1
2	Long cap SR9-20	T41V24	5
2.1	Medium cap SR9-20	T41V35	5
2.2	Short cap SR9-20	T41V33	5
3	Collet SR9-20-25 1.0mm	T13N21	10
	Collet SR9-20-25 1.6mm	T13N22	10
	Collet SR9-20-25 2.0mm	T13N22M	10
	Collet SR9-20-25 2.4mm	T13N23	10
	Collet SR9-20-25 3.2mm	T13N24	10
4	Insulating ring SR9-20-25	T59.8882	5
5	Diffuser SR9-20-25 1.0mm	T13N26	5
	Diffuser SR9-20-25 1.6mm	T13N27	5
	Diffuser SR9-20-25 2.0mm	T13N27M	5
	Diffuser SR9-20-25 2.4mm	T13N28	5
	Diffuser SR9-20-25 3.2mm	T13N29	5
6	Nozzle SR9-20-25 #4-L30xØ6.3mm	T13N08	10
	Nozzle SR9-20-25 #5-L30xØ8mm	T13N09	10
	Nozzle SR9-20-25 #6-L30xØ9.5mm	T13N10	10
	Nozzle SR9-20-25 #7-L30xØ11mm	T13N11	10
	Nozzle SR9-20-25 #8-L30xØ12.5mm	T13N12	10
	Nozzle SR9-20-25 #10-L30xØ16mm	T13N13	10
6.1	Nozzle SR9-20-25 #3-L50xØ5mm	T796F70	10
	Nozzle SR9-20-25 #4-L50xØ6.3mm	T796F71	10
	Nozzle SR9-20-25 #5-L50xØ8mm	T796F72	10
	Nozzle SR9-20-25 #6-L50xØ9.5mm	T796F73	10
6.2	Nozzle SR9-20-25 #3-L63xØ5mm	T796F74	10
	Nozzle SR9-20-25 #4-L63xØ6.3mm	T796F75	10
	Nozzle SR9-20-25 #5-L63xØ8mm	T796F76	10
	Nozzle SR9-20-25 #6-L63xØ9.5mm	T796F77	10
7	Diffuser gas lens SR9-20-25 1.0mm	T45V42	10
	Diffuser gas lens SR9-20-25 1.6mm	T45V43	10
	Diffuser gas lens SR9-20-25 2.0mm	T45V43M	10
	Diffuser gas lens SR9-20-25 2.4mm	T45V44	10
	Diffuser gas lens SR9-20-25 3.2mm	T45V45	10
8	Nozzle gas lens SR9-20-25 #4-L25xØ6.3mm	T53N58	10
	Nozzle gas lens SR9-20-25 #5-L25xØ8mm	T53N59	10
	Nozzle gas lens SR9-20-25 #6-L25xØ9.5mm	T53N60	10
	Nozzle gas lens SR9-20-25 #7-L25xØ11mm	T53N61	10
	Nozzle gas lens SR9-20-25 #8-L25xØ12.5mm	T53N61S	10



torches



Welding process:

TIG, GTAW, 141

Technical data according to IEC60974-7



Liquid cooling



320 A CD for cycle 60%



225 A CA for cycle 60%



Diameter of the electrode 1.0-4.0 mm




Recommended gas flow 4-12 l/min



TIG system torch for most high intensity applications with liquid cooling, recommended for repairs and production, universal replacement system with threaded nozzle slightly larger than the SR-20 model.

Standard configuration measures.

A




Pos.	TYPE	CODE	Min. Q.
A	Torch TIG PRO SR18W-4mts connector 35/50	T18.4000	1
	Torch TIG PRO SR18W-8mts connector 35/50	T18.8000	1
	Torch TIG PRO SR18WF Flex-4mts connector 35/50	T18.4001	1
	Torch TIG PRO SR18WF Flex-8mts connector 35/50	T18.8001	1
	Torch TIG PRO SR18WF-4mts connector-EURO	T18.4030	1
	Torch TIG PRO SR18WF-8mts connector-EURO	T18.8030	1
B	Torch TIG PRO SR18W-4mts connector 35/50 con piel	T18.4020	1
	Torch TIG PRO SR18W-8mts connector 35/50 con piel	T18.8020	1

© 2019 EDRtorches, S.L. All rights reserved. Subject to change without notice. Excerpts and reprints not permitted.

enDS-SR18-01



Spare parts



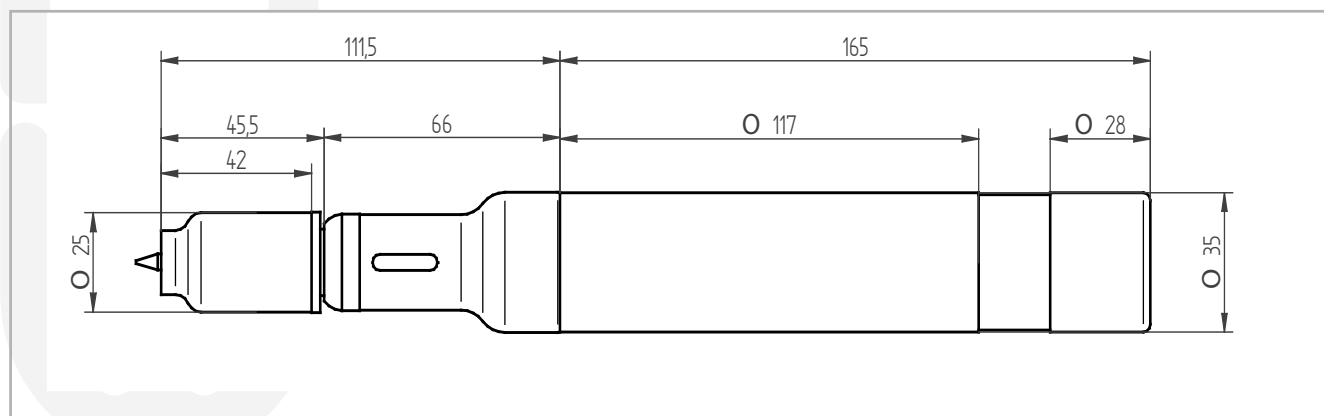
Pos.	TYPE	CODE	Min. Q.
1	Head SR18W	T18.0001	1
1.1	Head flex SR18WF	T18.0011	1
1.2	Head pencil SR18WP HD (SPECIAL HANDLE)	T18.0003	1
2	Long cap SR17-18-26	T57Y02	5
2.1	Medium cap SR17-18-26	T57Y0MED	5
2.2	Short cap SR17-18-26	T57Y04	5
3	Collet SR17-18-26 1.0mm	T10N22	5
	Collet SR17-18-26 1.6mm	T10N23	5
	Collet SR17-18-26 2.0mm	T10N23M	5
	Collet SR17-18-26 2.4mm	T10N24	5
	Collet SR17-18-26 3.2mm	T10N25	5
	Collet SR17-18-26 4.0mm	T10N26	5
4	Insulating SR17-18-26	T18CG	5
5	Diffuser SR17-18-26 1.0mm	T10N30	5
	Diffuser SR17-18-26 1.6mm	T10N31	5
	Diffuser SR17-18-26 2.0mm	T10N31M	5
	Diffuser SR17-18-26 2.4mm	T10N32	5
	Diffuser SR17-18-26 3.2mm	T10N33	5
	Diffuser SR17-18-26 4.0mm	T10N34	5
6	Nozzle SR17-18-26 #4-L47xØ6.3mm	T10N50	10
	Nozzle SR17-18-26 #5-L47xØ8mm	T10N49	10
	Nozzle SR17-18-26 #6-L47xØ9.5mm	T10N48	10
	Nozzle SR17-18-26 #7-L47xØ11mm	T10N47	10
	Nozzle SR17-18-26 #8-L47xØ12.5mm	T10N46	10
	Nozzle SR17-18-26 #10-L47xØ16mm	T10N45	10
	Nozzle SR17-18-26 #12-L47xØ19mm	T10N44	10
6.1	Nozzle SR17-18-26 #5-L74xØ8mm	T10N49L	10
	Nozzle SR17-18-26 #6-L74xØ9.5mm	T10N48L	10
	Nozzle SR17-18-26 #7-L74xØ11mm	T10N47L	10
7	Insulating gas lens SR17-18-26	T54N01	5
8	Diffuser gas lens SR17-18-26 1.0mm	T45V24	5
	Diffuser gas lens SR17-18-26 1.6mm	T45V25	5
	Diffuser gas lens SR17-18-26 2.0mm	T45V25M	5
	Diffuser gas lens SR17-18-26 2.4mm	T45V26	5
	Diffuser gas lens SR17-18-26 3.2mm	T45V27	5
	Diffuser gas lens SR17-18-26 4.0mm	T45V28	5
9	Nozzle SR17-18-26 #4-L42xØ6.3mm	T54N18	10
	Nozzle SR17-18-26 #5-L42xØ8mm	T54N17	10
	Nozzle SR17-18-26 #6-L42xØ9.5mm	T54N16	10
	Nozzle SR17-18-26 #7-L42xØ11mm	T54N15	10
	Nozzle SR17-18-26 #8-L42xØ12.5mm	T54N14	10
10	Insulating gas lens jumbo SR17-18-26	T54N63	5
11	Diffuser gas lens jumbo SR17-18-26 1.0mm	T45V0204	5
	Diffuser gas lens jumbo SR17-18-26 1.6mm	T45V116	5
	Diffuser gas lens jumbo SR17-18-26 2.4mm	T45V64	5
	Diffuser gas lens jumbo SR17-18-26 3.2mm	T995795	5
	Diffuser gas lens jumbo SR17-18-26 4.0mm	T45V63	5
12	Nozzle gas lens jumbo SR17-18-26 #6D-L48xØ9.5mm	T57N75	10
	Nozzle gas lens jumbo SR17-18-26 #8D-L48xØ12.5mm	T57N74	10
	Nozzle gas lens jumbo SR17-18-26 #10D-L48xØ16mm	T57N88	10
	Nozzle gas lens jumbo SR17-18-26 #12D-L48xØ19mm	T57N87	10






Pos.	TYPE	CODE	Min. Q.
13	Torch TIG automatic SR18WP-4mts connector 35/50	T18 4002	1
14	Torch TIG automatic SR18WP-8mts connector 35/50	T18 8002	1

Standard configuration measures.



Spare parts



Pos.	TYPE	CODE	Min. Q.
1	Head aut SR18WP HD	T18.0003	1
1.1	Handle auto TIG SR18WP	TH-300	1
3	Collet SR17-18-26 1.0mm	T10N22	5
	Collet SR17-18-26 1.6mm	T10N23	5
	Collet SR17-18-26 2.0mm	T10N23M	5
	Collet SR17-18-26 2.4mm	T10N24	5
	Collet SR17-18-26 3.2mm	T10N25	5
	Collet SR17-18-26 4.0mm	T10N26	5
4	Insulating SR17-18-26	T18CG	5
5	Diffuser SR17-18-26 1.0mm	T10N30	5
	Diffuser SR17-18-26 1.6mm	T10N31	5
	Diffuser SR17-18-26 2.0mm	T10N31M	5
	Diffuser SR17-18-26 2.4mm	T10N32	5
	Diffuser SR17-18-26 3.2mm	T10N33	5
	Diffuser SR17-18-26 4.0mm	T10N34	5
6	Nozzle SR17-18-26 #4-L47xØ6.3mm	T10N50	10
	Nozzle SR17-18-26 #5-L47xØ8mm	T10N49	10
	Nozzle SR17-18-26 #6-L47xØ9.5mm	T10N48	10
	Nozzle SR17-18-26 #7-L47xØ11mm	T10N47	10
	Nozzle SR17-18-26 #8-L47xØ12.5mm	T10N46	10
	Nozzle SR17-18-26 #10-L47xØ16mm	T10N45	10
	Nozzle SR17-18-26 #12-L47xØ19mm	T10N44	10
6.1	Nozzle SR17-18-26 #5-L74xØ8mm	T10N49L	10
	Nozzle SR17-18-26 #6-L74xØ9.5mm	T10N48L	10
	Nozzle SR17-18-26 #7-L74xØ11mm	T10N47L	10
7	Insulating gas lens SR17-18-26	T54N01	5
8	Diffuser gas lens SR17-18-26 1.0mm	T45V24	5
	Diffuser gas lens SR17-18-26 1.6mm	T45V25	5
	Diffuser gas lens SR17-18-26 2.0mm	T45V25M	5
	Diffuser gas lens SR17-18-26 2.4mm	T45V26	5
	Diffuser gas lens SR17-18-26 3.2mm	T45V27	5
	Diffuser gas lens SR17-18-26 4.0mm	T45V28	5
9	Nozzle SR17-18-26 #4-L42xØ6.3mm	T54N18	10
	Nozzle SR17-18-26 #5-L42xØ8mm	T54N17	10
	Nozzle SR17-18-26 #6-L42xØ9.5mm	T54N16	10
	Nozzle SR17-18-26 #7-L42xØ11mm	T54N15	10
	Nozzle SR17-18-26 #8-L42xØ12.5mm	T54N14	10

®

**Welding process:**

TIG, GTAW, 141

Technical data according to IEC60974-7



Gas cooling



270 A CD for cycle 60%



200 A CA for cycle 60%



Diameter of the electrode 1.0-4.0 mm




Recommended gas flow 4-12 l/min

CE

TIG system torch for most medium intensity applications, recommended for repairs and production, spare system with pressure nozzle and diffuser integrated in the neck, the PRO model is equipped with higher cable section and supports more power.

Standard configuration measures.

A



G1/4

L: mts

Pos.	TYPE	CODE	Min. Q.
A	Torch PRO TX3-4mts connector 35/50 (35mm ²)	T35.4000	1
	Torch PRO TX3-8mts connector 35/50 (35mm ²)	T35.8000	1
	Torch coaxial PRO TX3-4mts connector 35/50	T35.4010	1
	Torch coaxial PRO TX3-8mts connector 35/50	T35.8010	1



Spare parts



Pos.	TYPE	CODE	Min. Q.
1	Head valve TX3	T35.0001	1
1.2	Head insulation	T35.0001 01	1
2	Long cap T210-TX3	T403.70	5
2.1	Shot cap T210-TX3	T403.30	5
3	Collet T210 1.0mm	T964.01	5
	Collet T210 1.6mm	T965.01	5
	Collet T210 2.4mm	T966.01	5
	Collet T210 3.2mm	T967.01	5
	Collet T210 4.0mm	T968.01	5
4	Nozzle T210 #4-L43xØ1/4"	T130.00	10
	Nozzle T210 #5-L43xØ5/16"	T131.00	10
	Nozzle T210 #6-L43xØ3/8"	T132.00	10
	Nozzle T210 #7-L43xØ7/16"	T133.00	10
	Nozzle T210 #8-L43xØ1/2"	T134.00	10
	Nozzle T210 #9-L43xØ9/16"	T135.00	10
	Nozzle T210 #10-L43xØ5/8"	T136.00	10
	Nozzle T210 #11-L43xØ11/16"	T137.00	10
4.1	Nozzle T210 #4L-L63xØ1/4"	T130.07	10
	Nozzle T210 #5L-L63xØ5/16"	T131.07	10
	Nozzle T210 #6L-L63xØ3/8"	T132.07	10
	Nozzle T210 #7L-L63xØ7/16"	T133.07	10



LEVER SR9 Gas cooling

110 A - CD 60%

80 A - CA 60%

LEVER SR17 Gas cooling

140 A - CD 60%

100 A - CA 60%

LEVER SR26 Gas cooling

200 A - CD 60%

140 A - CA 60%



®



LEVER SR20W Liquid cooling

250 A - CD 100%

200 A - CA 100%

LEVER SR18W Liquid cooling

320 A - CD 100%

225 A - CA 100%





torches Evolution Design Robotics



Welding process:

TIG, GTAW, 141

Technical data according to IEC60974-7



Gas cooling



110 A CD to cycle 60%



80 A CA to cycle 60%



Diameter of the electrode 1.0-1.6 mm



Recommended gas flow 4-12 l/min



TIG system torch for most applications of low intensity, light and handy recommended for small repairs, universal spare system with threaded nozzle.

Standard configuration measures.



Pos.	TYPE	CODE	Min. Q.
A	Torch TIG LEVER SR9-4mts connector 35/50	T09.4000 LE	1
	Torch TIG LEVER SR9-8mts connector 35/50	T09.8000 LE	1
B	Torch coaxial TIG LEVER SR9-4mts connector 35/50 leather	T09.4020 LE	1
	Torch coaxial TIG LEVER SR9-8mts connector 35/50 leather	T09.8020 LE	1

© 2020 EDRtorches, S.L. All rights reserved. Subject to change without notice. Excerpts and reprints not permitted.

enDS-SR9-01LE



Spare parts



Pos.	TYPE	CODE	Min. Q.
1	Head SR9	T09.0001	1
1.1	Head FLEX SR9F	T09.0011	1
2	Long cap SR9-20	T41V24	5
2.1	Medium cap SR9-20	T41V35	5
2.2	Short cap SR9-20	T41V33	5
3	Collet SR9-20-25 1.0mm	T13N21	10
	Collet SR9-20-25 1.6mm	T13N22	10
	Collet SR9-20-25 2.0mm	T13N22M	10
	Collet SR9-20-25 2.4mm	T13N23	10
	Collet SR9-20-25 3.2mm	T13N24	10
4	Insulating ring SR9-20-25	T59.8882	5
5	Diffuser SR9-20-25 1.0mm	T13N26	5
	Diffuser SR9-20-25 1.6mm	T13N27	5
	Diffuser SR9-20-25 2.0mm	T13N27M	5
	Diffuser SR9-20-25 2.4mm	T13N28	5
	Diffuser SR9-20-25 3.2mm	T13N29	5
6	Nozzle SR9-20-25 #4-L30xØ6.3mm	T13N08	10
	Nozzle SR9-20-25 #5-L30xØ8mm	T13N09	10
	Nozzle SR9-20-25 #6-L30xØ9.5mm	T13N10	10
	Nozzle SR9-20-25 #7-L30xØ11mm	T13N11	10
	Nozzle SR9-20-25 #8-L30xØ12.5mm	T13N12	10
	Nozzle SR9-20-25 #10-L30xØ16mm	T13N13	10
6.1	Nozzle SR9-20-25 #3-L50xØ5mm	T796F70	10
	Nozzle SR9-20-25 #4-L50xØ6.3mm	T796F71	10
	Nozzle SR9-20-25 #5-L50xØ8mm	T796F72	10
	Nozzle SR9-20-25 #6-L50xØ9.5mm	T796F73	10
6.2	Nozzle SR9-20-25 #3-L63xØ5mm	T796F74	10
	Nozzle SR9-20-25 #4-L63xØ6.3mm	T796F75	10
	Nozzle SR9-20-25 #5-L63xØ8mm	T796F76	10
	Nozzle SR9-20-25 #6-L63xØ9.5mm	T796F77	10
7	Diffuser gas lens SR9-20-25 1.0mm	T45V42	10
	Diffuser gas lens SR9-20-25 1.6mm	T45V43	10
	Diffuser gas lens SR9-20-25 2.0mm	T45V43M	10
	Diffuser gas lens SR9-20-25 2.4mm	T45V44	10
	Diffuser gas lens SR9-20-25 3.2mm	T45V45	10
8	Nozzle gas lens SR9-20-25 #4-L25xØ6.3mm	T53N58	10
	Nozzle gas lens SR9-20-25 #5-L25xØ8mm	T53N59	10
	Nozzle gas lens SR9-20-25 #6-L25xØ9.5mm	T53N60	10
	Nozzle gas lens SR9-20-25 #7-L25xØ11mm	T53N61	10
	Nozzle gas lens SR9-20-25 #8-L25xØ12.5mm	T53N61S	10

®

**Welding process:**

TIG, GTAW, 141

Technical data according to IEC60974-7



Gas cooling



140 A CD for cycle 60%



100 A CA for cycle 60%



Diameter of the electrode 1.0-2.4 mm



Recommended gas flow 4-12 l/min

CE

TIG system torch for most applications of low intensity, light and manageable recommended for small repairs and short series productions, universal spare system with threaded nozzle slightly larger than the SR-9 model.

Standard configuration measures.

A




B



Pos.	TYPE	CODE	Min. Q.
A	Torch TIG LEVER SR17-4mts connector 35/50	T17.4000 LE	1
	Torch TIG LEVER SR17-8mts connector 35/50	T17.8000 LE	1
B	Torch coaxial TIG LEVER SR17-4mts connector 35/50 leather	T17.4020 LE	1
	Torch coaxial TIG LEVER SR17-8mts connector 35/50 leather	T17.8020 LE	1



Spare parts



Pos.	TYPE	CODE	Min. Q.
1	Head SR17	T17.0001	1
1.1	Head FLEX SR17F	T17.0011	1
2	Long cap SR17-18-26	T57Y02	5
2.1	Medium cap SR17-18-26	T57Y0MED	5
2.2	Short cap SR17-18-26	T57Y04	5
3	Collet SR17-18-26 1.0mm	T10N22	5
	Collet SR17-18-26 1.6mm	T10N23	5
	Collet SR17-18-26 2.0mm	T10N23M	5
	Collet SR17-18-26 2.4mm	T10N24	5
	Collet SR17-18-26 3.2mm	T10N25	5
	Collet SR17-18-26 4.0mm	T10N26	5
4	Insulating SR17-18-26	T18CG	5
5	Diffuser SR17-18-26 1.0mm	T10N30	5
	Diffuser SR17-18-26 1.6mm	T10N31	5
	Diffuser SR17-18-26 2.0mm	T10N31M	5
	Diffuser SR17-18-26 2.4mm	T10N32	5
	Diffuser SR17-18-26 3.2mm	T10N33	5
	Diffuser SR17-18-26 4.0mm	T10N34	5
6	Nozzle SR17-18-26 #4-L47xØ6.3mm	T10N50	10
	Nozzle SR17-18-26 #5-L47xØ8mm	T10N49	10
	Nozzle SR17-18-26 #6-L47xØ9.5mm	T10N48	10
	Nozzle SR17-18-26 #7-L47xØ11mm	T10N47	10
	Nozzle SR17-18-26 #8-L47xØ12.5mm	T10N46	10
	Nozzle SR17-18-26 #10-L47xØ16mm	T10N45	10
	Nozzle SR17-18-26 #12-L47xØ19mm	T10N44	10
6.1	Nozzle SR17-18-26 #5-L74xØ8mm	T10N49L	10
	Nozzle SR17-18-26 #6-L74xØ9.5mm	T10N48L	10
	Nozzle SR17-18-26 #7-L74xØ11mm	T10N47L	10
7	Insulating gas lens SR17-18-26	T54N01	5
8	Diffuser gas lens SR17-18-26 1.0mm	T45V24	5
	Diffuser gas lens SR17-18-26 1.6mm	T45V25	5
	Diffuser gas lens SR17-18-26 2.0mm	T45V25M	5
	Diffuser gas lens SR17-18-26 2.4mm	T45V26	5
	Diffuser gas lens SR17-18-26 3.2mm	T45V27	5
	Diffuser gas lens SR17-18-26 4.0mm	T45V28	5
9	Nozzle SR17-18-26 #4-L42xØ6.3mm	T54N18	10
	Nozzle SR17-18-26 #5-L42xØ8mm	T54N17	10
	Nozzle SR17-18-26 #6-L42xØ9.5mm	T54N16	10
	Nozzle SR17-18-26 #7-L42xØ11mm	T54N15	10
	Nozzle SR17-18-26 #8-L42xØ12.5mm	T54N14	10
10	Insulating gas lens jumbo SR17-18-26	T54N63	5
11	Diffuser gas lens jumbo SR17-18-26 1.0mm	T45V0204	5
	Diffuser gas lens jumbo SR17-18-26 1.6mm	T45V116	5
	Diffuser gas lens jumbo SR17-18-26 2.4mm	T45V64	5
	Diffuser gas lens jumbo SR17-18-26 3.2mm	T995795	5
	Diffuser gas lens jumbo SR17-18-26 4.0mm	T45V63	5
12	Nozzle gas lens jumbo SR17-18-26 #6D-L48xØ9.5mm	T57N75	10
	Nozzle gas lens jumbo SR17-18-26 #8D-L48xØ12.5mm	T57N74	10
	Nozzle gas lens jumbo SR17-18-26 #10D-L48xØ16mm	T57N88	10
	Nozzle gas lens jumbo SR17-18-26 #12D-L48xØ19mm	T57N87	10





torches
Evolution Design Robotics



Welding process:

TIG, GTAW, 141

Technical data according to IEC60974-7



Gas cooling



200 A CD for cycle 60%



140 A CA for cycle 60%



Diameter of the electrode 1.0-4.0 mm




Recommended gas flow 4-12 l/min



TIG system torch for most applications of low intensity, light and manageable recommended for small repairs and short series productions, universal spare system with threaded nozzle slightly larger than

Standard configuration measures.

A



B




Pos.	TYPE	CODE	Min. Q.
A	Torch TIG LEVER SR26-4mts connector 35/50 (35mm ²)	T26.4000 LE	1
	Torch TIG LEVER SR26-8mts connector 35/50 (35mm ²)	T26.8000 LE	1
B	Torch coaxial TIG LEVER SR26-4mts connector 35/50 leather	T26.4020 LE	1
	Torch coaxial TIG LEVER SR26-8mts connector 35/50 leather	T26.8020 LE	1

© 2020 EDRtorches, S.L. All rights reserved. Subject to change without notice. Excerpts and reprints not permitted.

enDS-SR26-01LE



Spare parts



Pos.	TYPE	CODE	Min. Q.
1	Head SR26	T26.0001	1
1.1	Head flex SR26VF	T26.0011	1
1.2	Head pencil SR26	T26.0003	1
2	Long cap SR17-18-26	T57Y02	5
2.1	Medium cap SR17-18-26	T57Y0MED	5
2.2	Short cap SR17-18-26	T57Y04	5
3	Collet SR17-18-26 1.0mm	T10N22	5
	Collet SR17-18-26 1.6mm	T10N23	5
	Collet SR17-18-26 2.0mm	T10N23M	5
	Collet SR17-18-26 2.4mm	T10N24	5
	Collet SR17-18-26 3.2mm	T10N25	5
	Collet SR17-18-26 4.0mm	T10N26	5
4	Insulating SR17-18-26	T18CG	5
5	Diffuser SR17-18-26 1.0mm	T10N30	5
	Diffuser SR17-18-26 1.6mm	T10N31	5
	Diffuser SR17-18-26 2.0mm	T10N31M	5
	Diffuser SR17-18-26 2.4mm	T10N32	5
	Diffuser SR17-18-26 3.2mm	T10N33	5
	Diffuser SR17-18-26 4.0mm	T10N34	5
6	Nozzle SR17-18-26 #4-L47xØ6.3mm	T10N50	10
	Nozzle SR17-18-26 #5-L47xØ8mm	T10N49	10
	Nozzle SR17-18-26 #6-L47xØ9.5mm	T10N48	10
	Nozzle SR17-18-26 #7-L47xØ11mm	T10N47	10
	Nozzle SR17-18-26 #8-L47xØ12.5mm	T10N46	10
	Nozzle SR17-18-26 #10-L47xØ16mm	T10N45	10
	Nozzle SR17-18-26 #12-L47xØ19mm	T10N44	10
6.1	Nozzle SR17-18-26 #5-L74xØ8mm	T10N49L	10
	Nozzle SR17-18-26 #6-L74xØ9.5mm	T10N48L	10
	Nozzle SR17-18-26 #7-L74xØ11mm	T10N47L	10
7	Insulating gas lens SR17-18-26	T54N01	5
8	Diffuser gas lens SR17-18-26 1.0mm	T45V24	5
	Diffuser gas lens SR17-18-26 1.6mm	T45V25	5
	Diffuser gas lens SR17-18-26 2.0mm	T45V25M	5
	Diffuser gas lens SR17-18-26 2.4mm	T45V26	5
	Diffuser gas lens SR17-18-26 3.2mm	T45V27	5
	Diffuser gas lens SR17-18-26 4.0mm	T45V28	5
9	Nozzle SR17-18-26 #4-L42xØ6.3mm	T54N18	10
	Nozzle SR17-18-26 #5-L42xØ8mm	T54N17	10
	Nozzle SR17-18-26 #6-L42xØ9.5mm	T54N16	10
	Nozzle SR17-18-26 #7-L42xØ11mm	T54N15	10
	Nozzle SR17-18-26 #8-L42xØ12.5mm	T54N14	10
10	Insulating gas lens jumbo SR17-18-26	T54N63	5
11	Diffuser gas lens jumbo SR17-18-26 1.0mm	T45V0204	5
	Diffuser gas lens jumbo SR17-18-26 1.6mm	T45V116	5
	Diffuser gas lens jumbo SR17-18-26 2.4mm	T45V64	5
	Diffuser gas lens jumbo SR17-18-26 3.2mm	T995795	5
	Diffuser gas lens jumbo SR17-18-26 4.0mm	T45V63	5
12	Nozzle gas lens jumbo SR17-18-26 #6D-L48xØ9.5mm	T57N75	10
	Nozzle gas lens jumbo SR17-18-26 #8D-L48xØ12.5mm	T57N74	10
	Nozzle gas lens jumbo SR17-18-26 #10D-L48xØ16mm	T57N88	10
	Nozzle gas lens jumbo SR17-18-26 #12D-L48xØ19mm	T57N87	10



torches
Evolution Design Robotics



Welding process:

TIG, GTAW, 141

Technical data according to IEC60974-7



Liquid cooling



250 A CD for cycle 60%



200 A CA for cycle 60%



Diameter of the electrode 1.0-3.2 mm




Recommended gas flow 4-12 l/min



TIG system torch for most medium intensity applications with liquid cooling, small spare, recommended for repairs and production of short series, universal spare system with threaded nozzle.

Standard configuration measures.

A



B




Pos.	TYPE	CODE	Min. Q.
A	Torch TIG LEVER SR20W-4mts connector 35/50	T20.4000 LE	1
	Torch TIG LEVER SR20W-8mts connector 35/50	T20.8000 LE	1
B	Torch TIG LEVER SR20W-4mts connector 35/50 leather	T20.4020 LE	1
	Torch TIG LEVER SR20W-8mts connector 35/50 leather	T20.8020 LE	1

© 2020 EDRtorches, S.L. All rights reserved. Subject to change without notice. Excerpts and reprints not permitted.

en DS-SR20W-01LE



Spare parts



Pos.	TYPE	CODE	Min. Q.
1	Head SR20W	T20.0001	1
1.1	Head pencil SR20P	T20.0011	1
2	Long cap SR9-20	T41V24	5
2.1	Medium cap SR9-20	T41V35	5
2.2	Short cap SR9-20	T41V33	5
3	Collet SR9-20-25 1.0mm	T13N21	10
	Collet SR9-20-25 1.6mm	T13N22	10
	Collet SR9-20-25 2.0mm	T13N22M	10
	Collet SR9-20-25 2.4mm	T13N23	10
	Collet SR9-20-25 3.2mm	T13N24	10
4	Insulating ring SR9-20-25	T59.8882	5
5	Diffuser SR9-20-25 1.0mm	T13N26	5
	Diffuser SR9-20-25 1.6mm	T13N27	5
	Diffuser SR9-20-25 2.0mm	T13N27M	5
	Diffuser SR9-20-25 2.4mm	T13N28	5
	Diffuser SR9-20-25 3.2mm	T13N29	5
6	Nozzle SR9-20-25 #4-L30xØ6.3mm	T13N08	10
	Nozzle SR9-20-25 #5-L30xØ8mm	T13N09	10
	Nozzle SR9-20-25 #6-L30xØ9.5mm	T13N10	10
	Nozzle SR9-20-25 #7-L30xØ11mm	T13N11	10
	Nozzle SR9-20-25 #8-L30xØ12.5mm	T13N12	10
	Nozzle SR9-20-25 #10-L30xØ16mm	T13N13	10
6.1	Nozzle SR9-20-25 #3-L50xØ5mm	T796F70	10
	Nozzle SR9-20-25 #4-L50xØ6.3mm	T796F71	10
	Nozzle SR9-20-25 #5-L50xØ8mm	T796F72	10
	Nozzle SR9-20-25 #6-L50xØ9.5mm	T796F73	10
6.2	Nozzle SR9-20-25 #3-L63xØ5mm	T796F74	10
	Nozzle SR9-20-25 #4-L63xØ6.3mm	T796F75	10
	Nozzle SR9-20-25 #5-L63xØ8mm	T796F76	10
	Nozzle SR9-20-25 #6-L63xØ9.5mm	T796F77	10
7	Diffuser gas lens SR9-20-25 1.0mm	T45V42	10
	Diffuser gas lens SR9-20-25 1.6mm	T45V43	10
	Diffuser gas lens SR9-20-25 2.0mm	T45V43M	10
	Diffuser gas lens SR9-20-25 2.4mm	T45V44	10
	Diffuser gas lens SR9-20-25 3.2mm	T45V45	10
8	Nozzle gas lens SR9-20-25 #4-L25xØ6.3mm	T53N58	10
	Nozzle gas lens SR9-20-25 #5-L25xØ8mm	T53N59	10
	Nozzle gas lens SR9-20-25 #6-L25xØ9.5mm	T53N60	10
	Nozzle gas lens SR9-20-25 #7-L25xØ11mm	T53N61	10
	Nozzle gas lens SR9-20-25 #8-L25xØ12.5mm	T53N61S	10



Welding process:

TIG, GTAW, 141

Technical data according to IEC60974-7



Liquid cooling



320 A CD for cycle 60%



225 A CA for cycle 60%



Diameter of the electrode 1.0-4.0 mm



Recommended gas flow 4-12 l/min



TIG system torch for most high intensity applications with liquid cooling, recommended for repairs and production, universal replacement system with threaded nozzle slightly larger than the SR-20 model.

Standard configuration measures.



Pos.	TYPE	CODE	Min. Q.
A	Torch TIG LEVER SR18W-4mts connector 35/50	T18.4000 LE	1
	Torch TIG LEVER SR18W-8mts connector 35/50	T18.8000 LE	1
B	Torch TIG LEVER SR18W-4mts connector 35/50 leather	T18.4020 LE	1
	Torch TIG LEVER SR18W-8mts connector 35/50 leather	T18.8020 LE	1

© 2020 EDRtorches, S.L. All rights reserved. Subject to change without notice. Excerpts and reprints not permitted.

enDS-SR18-01LE



Spare parts




Pos.	TYPE	CODE	Min. Q.
1	Head SR18W	T18.0001	1
1.1	Head flex SR18WF	T18.0011	1
1.2	Head pencil SR18WP HD (SPECIAL HANDLE)	T18.0003	1
2	Long cap SR17-18-26	T57Y02	5
2.1	Medium cap SR17-18-26	T57Y0MED	5
2.2	Short cap SR17-18-26	T57Y04	5
3	Collet SR17-18-26 1.0mm	T10N22	5
	Collet SR17-18-26 1.6mm	T10N23	5
	Collet SR17-18-26 2.0mm	T10N23M	5
	Collet SR17-18-26 2.4mm	T10N24	5
	Collet SR17-18-26 3.2mm	T10N25	5
	Collet SR17-18-26 4.0mm	T10N26	5
4	Insulating SR17-18-26	T18CG	5
5	Diffuser SR17-18-26 1.0mm	T10N30	5
	Diffuser SR17-18-26 1.6mm	T10N31	5
	Diffuser SR17-18-26 2.0mm	T10N31M	5
	Diffuser SR17-18-26 2.4mm	T10N32	5
	Diffuser SR17-18-26 3.2mm	T10N33	5
	Diffuser SR17-18-26 4.0mm	T10N34	5
6	Nozzle SR17-18-26 #4-L47xØ6.3mm	T10N50	10
	Nozzle SR17-18-26 #5-L47xØ8mm	T10N49	10
	Nozzle SR17-18-26 #6-L47xØ9.5mm	T10N48	10
	Nozzle SR17-18-26 #7-L47xØ11mm	T10N47	10
	Nozzle SR17-18-26 #8-L47xØ12.5mm	T10N46	10
	Nozzle SR17-18-26 #10-L47xØ16mm	T10N45	10
	Nozzle SR17-18-26 #12-L47xØ19mm	T10N44	10
6.1	Nozzle SR17-18-26 #5-L74xØ8mm	T10N49L	10
	Nozzle SR17-18-26 #6-L74xØ9.5mm	T10N48L	10
	Nozzle SR17-18-26 #7-L74xØ11mm	T10N47L	10
7	Insulating gas lens SR17-18-26	T54N01	5
8	Diffuser gas lens SR17-18-26 1.0mm	T45V24	5
	Diffuser gas lens SR17-18-26 1.6mm	T45V25	5
	Diffuser gas lens SR17-18-26 2.0mm	T45V25M	5
	Diffuser gas lens SR17-18-26 2.4mm	T45V26	5
	Diffuser gas lens SR17-18-26 3.2mm	T45V27	5
	Diffuser gas lens SR17-18-26 4.0mm	T45V28	5
9	Nozzle SR17-18-26 #4-L42xØ6.3mm	T54N18	10
	Nozzle SR17-18-26 #5-L42xØ8mm	T54N17	10
	Nozzle SR17-18-26 #6-L42xØ9.5mm	T54N16	10
	Nozzle SR17-18-26 #7-L42xØ11mm	T54N15	10
	Nozzle SR17-18-26 #8-L42xØ12.5mm	T54N14	10
10	Insulating gas lens jumbo SR17-18-26	T54N63	5
11	Diffuser gas lens jumbo SR17-18-26 1.0mm	T45V0204	5
	Diffuser gas lens jumbo SR17-18-26 1.6mm	T45V116	5
	Diffuser gas lens jumbo SR17-18-26 2.4mm	T45V64	5
	Diffuser gas lens jumbo SR17-18-26 3.2mm	T995795	5
	Diffuser gas lens jumbo SR17-18-26 4.0mm	T45V63	5
12	Nozzle gas lens jumbo SR17-18-26 #6D-L48xØ9.5mm	T57N75	10
	Nozzle gas lens jumbo SR17-18-26 #8D-L48xØ12.5mm	T57N74	10
	Nozzle gas lens jumbo SR17-18-26 #10D-L48xØ16mm	T57N88	10
	Nozzle gas lens jumbo SR17-18-26 #12D-L48xØ19mm	T57N87	10

TIG VALVE

TIG torch valve industrial use PROseries

The industrial use demands lightness, robustness and high quality materials that provide a long duration in intense use.



The grip channels reduce the feeling of heat in the hand and improve grip.



Larger valve plug, improves handling and precision in the opening of the gas.



FIT





Internal head in copper alloy, improves conductivity and heat dissipation.



Rubber outer sheath formulated for high resistance and flexibility.



Neck section 25% higher than standard.



Extra-flexible class VI cable, guarantees less cable and user fatigue.

®


EDR torches
Evolution Design Robotics



SR9V Gas cooling

110 A - CD 60%

80 A - CA 60%



SR17V Gas cooling

140 A - CD 60%

100 A - CA 60%



SR26V Gas cooling

200 A - CD 60%

140 A - CA 60%



®

EDR torches
Evolution Design Robotics



SR18wv Liquid cooling

320 A - CD 100%

225 A - CA 100%



T210v Gas cooling

180 A - CD 60%

130 A - CA 60%



TX3v Gas cooling

270 A - CD 60%

200 A - CA 60%





Welding process:

TIG, GTAW, 141

Technical data according to IEC60974-7



Gas cooling



110 A CD to cycle 60%



80 A CA to cycle 60%



Diameter of the electrode 1.0-1.6 mm



Recommended gas flow 4-12 l/min



TIG system torch for most low intensity applications, light and handy recommended for small repairs, universal replacement system with threaded nozzle, GAS AND ARC OPENING SYSTEM MANUAL.

Standard configuration measures.



Pos.	TYPE	CODE	Min. Q.
A	Torch valve TIG PRO SR9V-4mts connector 10/25	T09.4130	1
	Torch valve TIG PRO SR9V-8mts connector 10/25	T09.8130	1
	Torch valve TIG PRO SR9Flex-4mts connector 10/25	T09.4131	1
	Torch valve TIG PRO SR9Flex-8mts connector 10/25	T09.8131	1

© 2019 EDRtorches, S.L. All rights reserved. Subject to change without notice. Excerpts and reprints not permitted.

enDS-SR9V-01



Spare parts



Pos.	TYPE	CODE	Min. Q.
1	Head valve SR9V	T09.0002	1
1.1	Head valve flex SR9VF	T09.0012	1
2	Long cap SR9-20	T41V24	5
2.1	Medium cap SR9-20	T41V35	5
2.2	Short cap SR9-20	T41V33	5
3	Collet SR9-20-25 1.0mm	T13N21	10
	Collet SR9-20-25 1.6mm	T13N22	10
	Collet SR9-20-25 2.0mm	T13N22M	10
	Collet SR9-20-25 2.4mm	T13N23	10
	Collet SR9-20-25 3.2mm	T13N24	10
4	Insulating ring SR9-20-25	T59.8882	5
5	Diffuser SR9-20-25 1.0mm	T13N26	5
	Diffuser SR9-20-25 1.6mm	T13N27	5
	Diffuser SR9-20-25 2.0mm	T13N27M	5
	Diffuser SR9-20-25 2.4mm	T13N28	5
	Diffuser SR9-20-25 3.2mm	T13N29	5
6	Nozzle SR9-20-25 #4-L30xØ6.3mm	T13N08	10
	Nozzle SR9-20-25 #5-L30xØ8mm	T13N09	10
	Nozzle SR9-20-25 #6-L30xØ9.5mm	T13N10	10
	Nozzle SR9-20-25 #7-L30xØ11mm	T13N11	10
	Nozzle SR9-20-25 #8-L30xØ12.5mm	T13N12	10
	Nozzle SR9-20-25 #10-L30xØ16mm	T13N13	10
6.1	Nozzle SR9-20-25 #3-L50xØ5mm	T796F70	10
	Nozzle SR9-20-25 #4-L50xØ6.3mm	T796F71	10
	Nozzle SR9-20-25 #5-L50xØ8mm	T796F72	10
	Nozzle SR9-20-25 #6-L50xØ9.5mm	T796F73	10
6.2	Nozzle SR9-20-25 #3-L63xØ5mm	T796F74	10
	Nozzle SR9-20-25 #4-L63xØ6.3mm	T796F75	10
	Nozzle SR9-20-25 #5-L63xØ8mm	T796F76	10
	Nozzle SR9-20-25 #6-L63xØ9.5mm	T796F77	10
7	Diffuser gas lens SR9-20-25 1.0mm	T45V42	10
	Diffuser gas lens SR9-20-25 1.6mm	T45V43	10
	Diffuser gas lens SR9-20-25 2.0mm	T45V43M	10
	Diffuser gas lens SR9-20-25 2.4mm	T45V44	10
	Diffuser gas lens SR9-20-25 3.2mm	T45V45	10
8	Nozzle gas lens SR9-20-25 #4-L25xØ6.3mm	T53N58	10
	Nozzle gas lens SR9-20-25 #5-L25xØ8mm	T53N59	10
	Nozzle gas lens SR9-20-25 #6-L25xØ9.5mm	T53N60	10
	Nozzle gas lens SR9-20-25 #7-L25xØ11mm	T53N61	10
	Nozzle gas lens SR9-20-25 #8-L25xØ12.5mm	T53N61S	10



Welding process:

TIG, GTAW, 141

Technical data according to IEC60974-7



Gas cooling



140 A CD for cycle 60%



100 A CA for cycle 60%



Diameter of the electrode 1.0-2.4 mm




Recommended gas flow 4-12 l/min



TIG system torch for most applications of low intensity, light and manageable recommended for small repairs and short series productions, universal spare system with threaded nozzle slightly larger than the model SR-9, GAS AND ARC OPENING SYSTEM MANUAL.

Standard configuration measures.

A



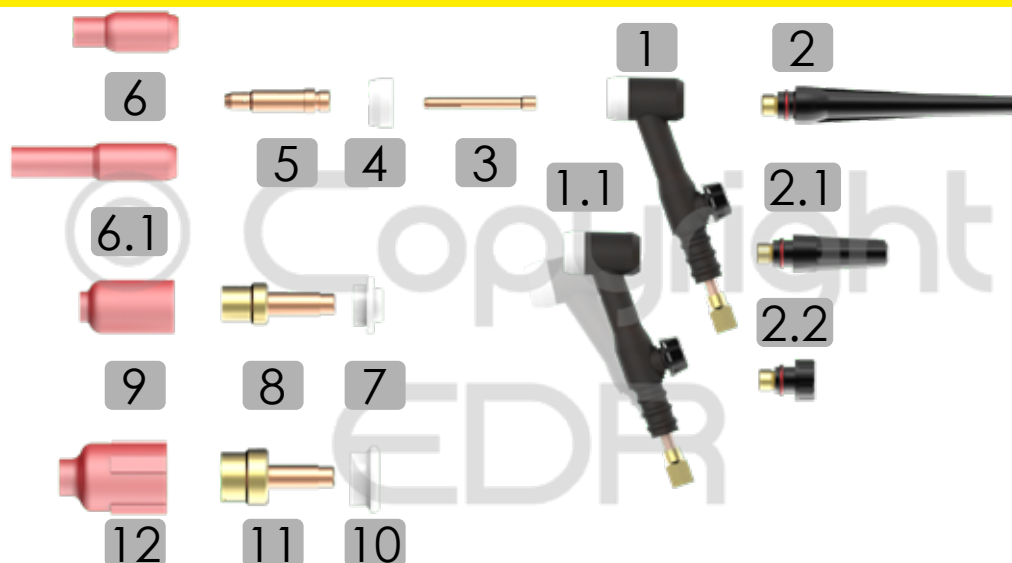
Pos.	TYPE	CODE	Min. Q.
A	Torch valve TIG PRO SR17V-4mts connector 35/50	T17.4100	1
	Torch valve TIG SR17V-8mts connector 35/50	T17.8100	1
	Torch valve TIG PRO SR17VFlex-4mts conector 35/50	T17.4101	1
	Torch valve TIG PRO SR17VFlex-8mts conector 35/50	T17.8101	1

© 2019 EDRtorches, S.L. All rights reserved. Subject to change without notice. Excerpts and reprints not permitted.

enDS-SR17V-01



Spare parts



Pos.	TYPE	CODE	Min. Q.
1	Head valve SR17V	T17.0002	1
1.1	Head valve flex SR17VF	T17.0012	1
2	Long cap SR17-18-26	T57Y02	5
2.1	Medium cap SR17-18-26	T57Y0MED	5
2.2	Short cap SR17-18-26	T57Y04	5
3	Collet SR17-18-26 1.0mm	T10N22	5
	Collet SR17-18-26 1.6mm	T10N23	5
	Collet SR17-18-26 2.0mm	T10N23M	5
	Collet SR17-18-26 2.4mm	T10N24	5
	Collet SR17-18-26 3.2mm	T10N25	5
	Collet SR17-18-26 4.0mm	T10N26	5
4	Insulating SR17-18-26	T18CG	5
5	Diffuser SR17-18-26 1.0mm	T10N30	5
	Diffuser SR17-18-26 1.6mm	T10N31	5
	Diffuser SR17-18-26 2.0mm	T10N31M	5
	Diffuser SR17-18-26 2.4mm	T10N32	5
	Diffuser SR17-18-26 3.2mm	T10N33	5
	Diffuser SR17-18-26 4.0mm	T10N34	5
6	Nozzle SR17-18-26 #4-L47xØ6.3mm	T10N50	10
	Nozzle SR17-18-26 #5-L47xØ8mm	T10N49	10
	Nozzle SR17-18-26 #6-L47xØ9.5mm	T10N48	10
	Nozzle SR17-18-26 #7-L47xØ11mm	T10N47	10
	Nozzle SR17-18-26 #8-L47xØ12.5mm	T10N46	10
	Nozzle SR17-18-26 #10-L47xØ16mm	T10N45	10
	Nozzle SR17-18-26 #12-L47xØ19mm	T10N44	10
6.1	Nozzle SR17-18-26 #5-L74xØ8mm	T10N49L	10
	Nozzle SR17-18-26 #6-L74xØ9.5mm	T10N48L	10
	Nozzle SR17-18-26 #7-L74xØ11mm	T10N47L	10
7	Insulating gas lens SR17-18-26	T54N01	5
8	Diffuser gas lens SR17-18-26 1.0mm	T45V24	5
	Diffuser gas lens SR17-18-26 1.6mm	T45V25	5
	Diffuser gas lens SR17-18-26 2.0mm	T45V25M	5
	Diffuser gas lens SR17-18-26 2.4mm	T45V26	5
	Diffuser gas lens SR17-18-26 3.2mm	T45V27	5
	Diffuser gas lens SR17-18-26 4.0mm	T45V28	5
9	Nozzle SR17-18-26 #4-L42xØ6.3mm	T54N18	10
	Nozzle SR17-18-26 #5-L42xØ8mm	T54N17	10
	Nozzle SR17-18-26 #6-L42xØ9.5mm	T54N16	10
	Nozzle SR17-18-26 #7-L42xØ11mm	T54N15	10
	Nozzle SR17-18-26 #8-L42xØ12.5mm	T54N14	10
10	Insulating gas lens jumbo SR17-18-26	T54N63	5
11	Diffuser gas lens jumbo SR17-18-26 1.0mm	T45V0204	5
	Diffuser gas lens jumbo SR17-18-26 1.6mm	T45V116	5
	Diffuser gas lens jumbo SR17-18-26 2.4mm	T45V64	5
	Diffuser gas lens jumbo SR17-18-26 3.2mm	T995795	5
	Diffuser gas lens jumbo SR17-18-26 4.0mm	T45V63	5
12	Nozzle gas lens jumbo SR17-18-26 #6D-L48xØ9.5mm	T57N75	10
	Nozzle gas lens jumbo SR17-18-26 #8D-L48xØ12.5mm	T57N74	10
	Nozzle gas lens jumbo SR17-18-26 #10D-L48xØ16mm	T57N88	10
	Nozzle gas lens jumbo SR17-18-26 #12D-L48xØ19mm	T57N87	10





Welding process:

TIG, GTAW, 141

Technical data according to IEC60974-7



Gas cooling



200 A CD for cycle 60%



140 A CA for cycle 60%



Diameter of the electrode 1.0-4.0 mm




Recommended gas flow 4-12 l/min



TIG system torch for most medium intensity applications, recommended for repairs and production, universal replacement system with threaded nozzle slightly larger than the SR-9 model, GAS OPENING SYSTEM AND MANUAL ARC.,

Standard configuration measures.

A




Pos.	TYPE	CODE	Min. Q.
A	Torch valve TIG PRO SR26V-4mts connector 35/50 (35mm ²)	T26.4100	1
	Torch valve TIG PRO SR26V-8mts connector 35/50 (35mm ²)	T26.8100	1
	Torch valve TIG BASIC SR26V-4mts connector 35/50 (25mm ²)	T26.4100B	1
	Torch valve TIG BASIC SR26V-8mts connector 35/50 (25mm ²)	T26.8100B	1
	Torch valve TIG PRO SR26VFlex-4mts connector 35/50 (35mm ²)	T26.4101	1
	Torch valve TIG PRO SR26VFlex-8mts connector 35/50 (35mm ²)	T26.8101	1

© 2019 EDRtorches, S.L. All rights reserved. Subject to change without notice. Excerpts and reprints not permitted.

enDS-SR26V-01



Spare parts



Pos.	TYPE	CODE	Min. Q.
1	Head valve SR26V	T26.0002	1
1.1	Head valve flex SR26VF	T26.0012	1
2	Long cap SR17-18-26	T57Y02	5
2.1	Medium cap SR17-18-26	T57Y0MED	5
2.2	Short cap SR17-18-26	T57Y04	5
3	Collet SR17-18-26 1.0mm	T10N22	5
	Collet SR17-18-26 1.6mm	T10N23	5
	Collet SR17-18-26 2.0mm	T10N23M	5
	Collet SR17-18-26 2.4mm	T10N24	5
	Collet SR17-18-26 3.2mm	T10N25	5
	Collet SR17-18-26 4.0mm	T10N26	5
4	Insulating SR17-18-26	T18CG	5
5	Diffuser SR17-18-26 1.0mm	T10N30	5
	Diffuser SR17-18-26 1.6mm	T10N31	5
	Diffuser SR17-18-26 2.0mm	T10N31M	5
	Diffuser SR17-18-26 2.4mm	T10N32	5
	Diffuser SR17-18-26 3.2mm	T10N33	5
	Diffuser SR17-18-26 4.0mm	T10N34	5
6	Nozzle SR17-18-26 #4-L47xØ6.3mm	T10N50	10
	Nozzle SR17-18-26 #5-L47xØ8mm	T10N49	10
	Nozzle SR17-18-26 #6-L47xØ9.5mm	T10N48	10
	Nozzle SR17-18-26 #7-L47xØ11mm	T10N47	10
	Nozzle SR17-18-26 #8-L47xØ12.5mm	T10N46	10
	Nozzle SR17-18-26 #10-L47xØ16mm	T10N45	10
	Nozzle SR17-18-26 #12-L47xØ19mm	T10N44	10
6.1	Nozzle SR17-18-26 #5-L74xØ8mm	T10N49L	10
	Nozzle SR17-18-26 #6-L74xØ9.5mm	T10N48L	10
	Nozzle SR17-18-26 #7-L74xØ11mm	T10N47L	10
7	Insulating gas lens SR17-18-26	T54N01	5
8	Diffuser gas lens SR17-18-26 1.0mm	T45V24	5
	Diffuser gas lens SR17-18-26 1.6mm	T45V25	5
	Diffuser gas lens SR17-18-26 2.0mm	T45V25M	5
	Diffuser gas lens SR17-18-26 2.4mm	T45V26	5
	Diffuser gas lens SR17-18-26 3.2mm	T45V27	5
	Diffuser gas lens SR17-18-26 4.0mm	T45V28	5
9	Nozzle SR17-18-26 #4-L42xØ6.3mm	T54N18	10
	Nozzle SR17-18-26 #5-L42xØ8mm	T54N17	10
	Nozzle SR17-18-26 #6-L42xØ9.5mm	T54N16	10
	Nozzle SR17-18-26 #7-L42xØ11mm	T54N15	10
	Nozzle SR17-18-26 #8-L42xØ12.5mm	T54N14	10
10	Insulating gas lens jumbo SR17-18-26	T54N63	5
11	Diffuser gas lens jumbo SR17-18-26 1.0mm	T45V0204	5
	Diffuser gas lens jumbo SR17-18-26 1.6mm	T45V116	5
	Diffuser gas lens jumbo SR17-18-26 2.4mm	T45V64	5
	Diffuser gas lens jumbo SR17-18-26 3.2mm	T995795	5
	Diffuser gas lens jumbo SR17-18-26 4.0mm	T45V63	5
12	Nozzle gas lens jumbo SR17-18-26 #6D-L48xØ9.5mm	T57N75	10
	Nozzle gas lens jumbo SR17-18-26 #8D-L48xØ12.5mm	T57N74	10
	Nozzle gas lens jumbo SR17-18-26 #10D-L48xØ16mm	T57N88	10
	Nozzle gas lens jumbo SR17-18-26 #12D-L48xØ19mm	T57N87	10





Welding process:

TIG, GTAW, 141

Technical data according to IEC60974-7



Liquid cooling



320 A CD for cycle 60%



225 A CA for cycle 60%



Diameter of the electrode 1.0-4.0 mm



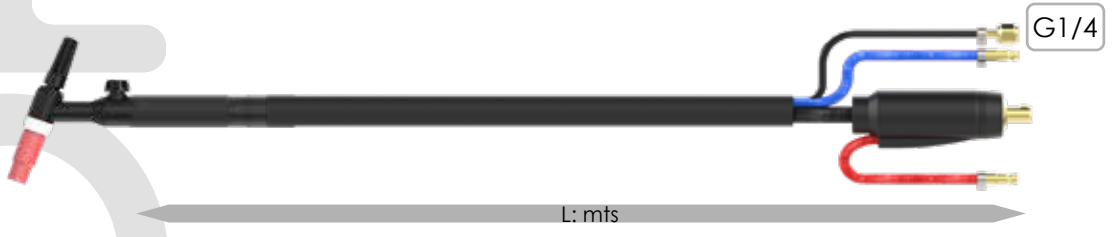
Recommended gas flow 4-12 l/min



TIG system torch for most high intensity applications with liquid cooling, recommended for repairs and production, universal replacement system with threaded nozzle slightly larger than the SR-20 model, GAS OPENING SYSTEM AND MANUAL ARC.,

Standard configuration measures.

A




Pos.	TYPE	CODE	Min. Q.
A	Torch valve TIG PRO SR18WV-4mts conector 35/50	T18.4100	1
	Torch valve TIG PRO SR18WV-8mts conector 35/50	T18.8100	1

© 2019 EDRtorches, S.L. All rights reserved. Subject to change without notice. Excerpts and reprints not permitted.

enDS-SR18WV-01



Spare parts



Pos.	TYPE	CODE	Min. Q.
1	Head valve SR18WV	T18.0002	1
2	Long cap SR17-18-26	T57Y02	5
2.1	Medium cap SR17-18-26	T57Y0MED	5
2.2	Short cap SR17-18-26	T57Y04	5
3	Collet SR17-18-26 1.0mm	T10N22	5
	Collet SR17-18-26 1.6mm	T10N23	5
	Collet SR17-18-26 2.0mm	T10N23M	5
	Collet SR17-18-26 2.4mm	T10N24	5
	Collet SR17-18-26 3.2mm	T10N25	5
	Collet SR17-18-26 4.0mm	T10N26	5
4	Insulating SR17-18-26	T18CG	5
5	Diffuser SR17-18-26 1.0mm	T10N30	5
	Diffuser SR17-18-26 1.6mm	T10N31	5
	Diffuser SR17-18-26 2.0mm	T10N31M	5
	Diffuser SR17-18-26 2.4mm	T10N32	5
	Diffuser SR17-18-26 3.2mm	T10N33	5
	Diffuser SR17-18-26 4.0mm	T10N34	5
6	Nozzle SR17-18-26 #4-L47xØ6.3mm	T10N50	10
	Nozzle SR17-18-26 #5-L47xØ8mm	T10N49	10
	Nozzle SR17-18-26 #6-L47xØ9.5mm	T10N48	10
	Nozzle SR17-18-26 #7-L47xØ11mm	T10N47	10
	Nozzle SR17-18-26 #8-L47xØ12.5mm	T10N46	10
	Nozzle SR17-18-26 #10-L47xØ16mm	T10N45	10
	Nozzle SR17-18-26 #12-L47xØ19mm	T10N44	10
6.1	Nozzle SR17-18-26 #5-L74xØ8mm	T10N49L	10
	Nozzle SR17-18-26 #6-L74xØ9.5mm	T10N48L	10
	Nozzle SR17-18-26 #7-L74xØ11mm	T10N47L	10
7	Insulating gas lens SR17-18-26	T54N01	5
8	Diffuser gas lens SR17-18-26 1.0mm	T45V24	5
	Diffuser gas lens SR17-18-26 1.6mm	T45V25	5
	Diffuser gas lens SR17-18-26 2.0mm	T45V25M	5
	Diffuser gas lens SR17-18-26 2.4mm	T45V26	5
	Diffuser gas lens SR17-18-26 3.2mm	T45V27	5
	Diffuser gas lens SR17-18-26 4.0mm	T45V28	5
9	Nozzle SR17-18-26 #4-L42xØ6.3mm	T54N18	10
	Nozzle SR17-18-26 #5-L42xØ8mm	T54N17	10
	Nozzle SR17-18-26 #6-L42xØ9.5mm	T54N16	10
	Nozzle SR17-18-26 #7-L42xØ11mm	T54N15	10
	Nozzle SR17-18-26 #8-L42xØ12.5mm	T54N14	10
10	Insulating gas lens jumbo SR17-18-26	T54N63	5
11	Diffuser gas lens jumbo SR17-18-26 1.0mm	T45V0204	5
	Diffuser gas lens jumbo SR17-18-26 1.6mm	T45V116	5
	Diffuser gas lens jumbo SR17-18-26 2.4mm	T45V64	5
	Diffuser gas lens jumbo SR17-18-26 3.2mm	T995795	5
	Diffuser gas lens jumbo SR17-18-26 4.0mm	T45V63	5
12	Nozzle gas lens jumbo SR17-18-26 #6D-L48xØ9.5mm	T57N75	10
	Nozzle gas lens jumbo SR17-18-26 #8D-L48xØ12.5mm	T57N74	10
	Nozzle gas lens jumbo SR17-18-26 #10D-L48xØ16mm	T57N88	10
	Nozzle gas lens jumbo SR17-18-26 #12D-L48xØ19mm	T57N87	10





Welding process:

TIG, GTAW, 141

Technical data according to IEC60974-7



Gas cooling



180A CD for cycle 60%



130 A CA for cycle 60%



Diameter of the electrode 1.0-3.2 mm




Recommended gas flow 4-12 l/min

TIG system torch for most medium intensity applications, recommended for repairs and production, spare system with pressure nozzle and diffuser integrated in the neck, GAS OPENING SYSTEM AND MANUAL ARC.,

Standard configuration measures.

A



Pos.	TYPE	CODE	Min. Q.
A	Torch valve T210-4mts connector 35/50 (25mm ²)	T21.4100	1
	Torch valve T210-8mts connector 35/50 (25mm ²)	T21.8100	1

B




Pos.	TYPE	CODE	Min. Q.
B	Torch valve T210-4mts with electrical terminal (25mm ²)	T21.4140	1
	Torch valve T210-8mts with electrical terminal (25mm ²)	T21.8140	1

© 2019 EDRtorches, S.L. All rights reserved. Subject to change without notice. Excerpts and reprints not permitted.

enDS-T210V-01



Spare parts



Pos.	TYPE	CODE	Min. Q.
1	Head valve T210	T21.0001	1
1.1	Valve plug T210	T403.33V	1
2	Long cap T210	T403.70	5
2.1	Short cap T210	T403.30	5
3	Collet T210 1.0mm	T964.01	5
	Collet T210 1.6mm	T965.01	5
	Collet T210 2.4mm	T966.01	5
	Collet T210 3.2mm	T967.01	5
4	Ceramic nozzle T210 #4-L43xØ1/4"	T130.00	10
	Ceramic nozzle T210 #5-L43xØ5/16"	T131.00	10
	Ceramic nozzle T210 #6-L43xØ3/8"	T132.00	10
	Ceramic nozzle T210 #7-L43xØ7/16"	T133.00	10
	Ceramic nozzle T210 #8-L43xØ1/2"	T134.00	10
	Ceramic nozzle T210 #9-L43xØ9/16"	T135.00	10
	Ceramic nozzle T210 #10-L43xØ5/8"	T136.00	10
	Ceramic nozzle T210 #11-L43xØ11/16"	T137.00	10
4.1	Long ceramic nozzle T210 #4L-L63xØ1/4"	T130.07	10
	Long ceramic nozzle T210 #5L-L63xØ5/16"	T131.07	10
	Long ceramic nozzle T210 #6L-L63xØ3/8"	T132.07	10
	Long ceramic nozzle T210 #7L-L63xØ7/16"	T133.07	10



Welding process:

TIG, GTAW, 141

Technical data according to IEC60974-7



Gas cooling



270 A CD for cycle 60%



200 A CA for cycle 60%



Diameter of the electrode 1.0-4.0 mm




Recommended gas flow 4-12 l/min



TIG system torch for most medium intensity applications, recommended for repairs and production, spare system with pressure nozzle and diffuser integrated in the neck, the PRO model is equipped with higher cable section and supports more power.

Standard configuration measures.

A



Pos.	TYPE	CODE	Min. Q.
A	Torch valve PRO TX3-4mts connector 35/50 (35mm ²)	T35.4100	1
	Torch valve PRO TX3-8mts connector 35/50 (35mm ²)	T35.8100	1
	Torch valve coaxial PRO TX3-4mts connector 35/50	T35.4110	1
	Torch valve coaxial PRO TX3-8mts connector 35/50	T35.8110	1

B




Pos.	TYPE	CODE	Min. Q.
	Torch valve PRO TX3-4mts with terminal (35mm ²)	T35.4140	1
	Torch valve PRO TX3-8mts with terminal (35mm ²)	T35.8150	1

© 2020 EDRtorches, S.L. All rights reserved. Subject to change without notice. Excerpts and reprints not permitted.

enDS-TX3VPRO-01




Spare parts



Pos.	TYPE	CODE	Min. Q.
1	Head valve TX3	T35.0001	1
1.1	Valve cap T210-TX3	T403.33V	1
1.2	Head insulation	T35.0001 01	1
2	Long cap T210-TX3	T403.70	5
2.1	Shot cap T210-TX3	T403.30	5
3	Collet T210 1.0mm	T964.01	5
	Collet T210 1.6mm	T965.01	5
	Collet T210 2.4mm	T966.01	5
	Collet T210 3.2mm	T967.01	5
	Collet T210 4.0mm	T968.01	5
4	Nozzle T210 #4-L43xØ1/4"	T130.00	10
	Nozzle T210 #5-L43xØ5/16"	T131.00	10
	Nozzle T210 #6-L43xØ3/8"	T132.00	10
	Nozzle T210 #7-L43xØ7/16"	T133.00	10
	Nozzle T210 #8-L43xØ1/2"	T134.00	10
	Nozzle T210 #9-L43xØ9/16"	T135.00	10
	Nozzle T210 #10-L43xØ5/8"	T136.00	10
	Nozzle T210 #11-L43xØ11/16"	T137.00	10
4.1	Nozzle T210 #4L-L63xØ1/4"	T130.07	10
	Nozzle T210 #5L-L63xØ5/16"	T131.07	10
	Nozzle T210 #6L-L63xØ3/8"	T132.07	10
	Nozzle T210 #7L-L63xØ7/16"	T133.07	10

Advantages of using gas protection Lens with TIG PRO series



Gas Lens replacement welding is often used to improve welding on more oxygen sensitive materials.

This system provides many advantages in standard materials that outweigh the small cost increase of the replacement.



Gas Lens replacement parts require less gas flow for good protection, saving up to 30% gas.



It also allows the electrode to be extended a little more outwards, this improves accessibility, ease of work and viewing of the cord.



Another advantage is the possibility of making wider seams by allowing us greater freedom of movement without the electrode leaving the protection.



TIG SR17-16-18W




T1



T2 16mm



T3 23mm



COLLETS					
0.6mm	1.0mm	1.6mm	2.4mm	3.2mm	4.0mm
T10N21	T10N22	T10N23	T10N24	T10N25	10N20

DIFFUSER					
0.6mm	1.0mm	1.6mm	2.4mm	3.2mm	4.0mm
T10N29	T10N30	T10N31	T10N32	T10N28	406488

GAS LENS DIFFUSER					
0.6mm	1.0mm	1.6mm	2.4mm	3.2mm	4.0mm
T45V29	T45V24	T45V25	T45V26	T45V27	45V28

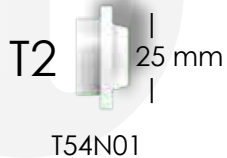
GAS LENS XL DIFFUSER					
	1.6mm	2.4mm	3.2mm	4.0mm	
	T45V25	T45V26	T45V27	45V28	



STANDARD NOZZLE						
#4	#5	#6	#7	#8	#10	#12
T10N50	T10N49	T10N48	T10N47	T10N46	T10N45	10N44
Øint 6.3mm	Øint 8mm	Øint 9.5mm	Øint 11mm	Øint 12.5mm	Øint 16mm	Øint 19mm
	T10N49L	T10N48L	T10N47L			
	Øint 8mm	Øint 9.5mm	Øint 11mm			

GAS LENS NOZZLES					
#4	#5	#6	#7	#8	
T54N18	T54N17	T54N16	T54N15	T54N14	
Øint 6.3mm	Øint 8mm	Øint 9.5mm	Øint 11mm	Øint 12.5mm	
	T54N17L	T54N16L	T54N15L	T54N14L	
	Øint 8mm	Øint 9.5mm	Øint 11mm	Øint 12.5mm	

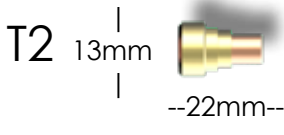

GAS LENS XL NOZZLE (JUMBO)					
	#6		#8	#10	#12
	T57N75		T57N74	T53N88	53N87
	Øint 9.5mm		Øint 12.5mm	Øint 16mm	Øint 19mm



© 2019 EDRtorches, S.L. All rights reserved. Subject to change without notice. Excerpts and reprints not permitted.



TIG SR9-20W



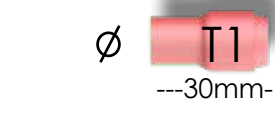
COLLETS					
	1.0mm	1.6mm	2.0mm	2.4mm	3.2mm
	T13N21	T13N22	T13N22M	T13N23	T12N24

DIFFUSER					
	1.0mm	1.6mm	2.0mm	2.4mm	3.2mm
	T13N27	T13N27	T13N27M	T13N28	T13N29


GAS LENS DIFFUSER					
	1.0mm	1.6mm	2.0mm	2.4mm	3.2mm
	T45V42	T45V43	T45V43M	T45V44	T45V45




STANDARD NOZZLE						
#3	#4	#5	#6	#7	#8	#10
	T13N08	T13N09	T13N10	T13N11	T13N12	T13N13
	Øint 6.3mm	Øint 8mm	Øint 9.5mm	Øint 11mm	Øint 12.5mm	Øint 16mm



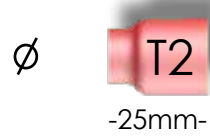
T796F70	T796F71	T796F72	T796F73	
Øint 5mm	Øint 6.3mm	Øint 8mm	Øint 9.5mm	



T796F74	T796F75	T796F76	T796F77	
Øint 5mm	Øint 6.3mm	Øint 8mm	Øint 9.5mm	



GAS LENS NOZZLE						
	#4	#5	#6	#7	#8	
	T53N58	T53N59	T53N60	T53N61	T53N61S	
	Øint 6.3mm	Øint 8mm	Øint 9.5mm	Øint 11mm	Øint 12.5mm	



T58.8882

© 2020 EDRtorches, S.L. All rights reserved. Subject to change without notice. Excerpts and reprints not permitted.



Advantages of using glass nozzles for TIG


The transparent or glass nozzles (PYREX) have advantages compared to the standard ones, allowing a better vision in narrow areas, improving the activation of the welding helmet in points, it does not detect the arc hidden by the nozzle. In addition, its gas lens diffusion improves the quality of the cord.

TIG SR17-16-18W



-----50mm-----


COLLETS				
1.0mm	1.6mm	2.4mm	3.2mm	4mm
T4C10GS	T4C16GS	T4C24GS	T4C32GS	T4C40GS



-----45mm-----

NOZZLE SUPPORT

T4CBGS



14mm

-11mm-

DIFFUSER				
1.0mm	1.6mm	2.4mm	3.2mm	4.0mm
TAS10GS	TAS16GS	TAS24GS	TAS32GS	TAS40GS



19.5mm

-----47mm-----

GLASS NOZZLE

T2P8GS



25mm

-15mm-

NOZZLE INSULATOR

T3HSGS

Partes de reparación antorchas

GAS necks



Pos.	TYPE	CODE	Min. Q.
1	Neck PRO 15 45°	M15 0001	1
2	Neck PRO 25 45°	M25 0001	1
	Neck PRO 25 largo 45°	M25 0001L	1
3	Neck PRO 24 45°	M24 0001	1
4	Neck PRO 36 45°	M36 0001	1



Pos.	TYPE	CODE	Min. Q.
5	Automatic neck PRO 25 180°	M25 0011	1
6	Automatic neck PRO 24 180°	M24 0011	1
7	Automatic neck PRO 36 180°	M36 0011	1
	Automatic neck PRO 36 45°	M36 0021	1

LIQUID necks



Pos.	TYPE	CODE	Min. Q.
8	Neck PRO 240W 45°	M20 0001	1
9	Neck PRO 501W 45°	M50 0001	1
10	Automatic neck PRO 501W 180°	M50 0011	1
	Automatic neck PRO 501W 45°	M50 0021	1

11



Pos.	TYPE	CODE	Min. Q.
11	Power cable PRO15 -3mts (16mm ²)	M15CX03	1
	Power cable PRO15 -4mts (16mm ²)	M15CX04	1
	Power cable PRO15 -5mts (16mm ²)	M15CX05	1
	Power cable PRO25 -3mts (25mm ²)	M25CX03	1
	Power cable PRO25 -4mts (25mm ²)	M25CX04	1
	Power cable PRO25 -5mts (25mm ²)	M25CX05	1
	Power cable PRO24 -3mts (30mm ²)	M24CX03	1
	Power cable PRO24 -4mts (30mm ²)	M24CX04	1
	Power cable PRO24 -5mts (30mm ²)	M24CX05	1
	Power cable PRO36 -3mts (50mm ²)	M36CX03	1
	Power cable PRO36 -4mts (50mm ²)	M36CX04	1
	Power cable PRO36 -5mts (50mm ²)	M36CX05	1



12



Pos.	TYPE	CODE	Min. Q.
12	Coaxial power cable PRO240/501 3mts-(16mm ²)-(M8/1-M10/1)	T50CA03	1
	Coaxial power cable PRO240/501 4mts-(16mm ²)-(M8/1-M10/1)	T50CA04	1
	Coaxial power cable PRO240/501 5mts-(16mm ²)-(M8/1-M10/1)	T50CA05	1

13



Pos.	TYPE	CODE	Min. Q.
13	Connector Euro GAS	M99MZ	1
	Connector Euro LIQUID	M45MZ	1

14



15



Pos.	TYPE	CODE	Min. Q.
14	Handle MIG-MAG PRO completa	M99 3001	1
15	Handle automatic welding torches	M99EPAT	1

17


18

16



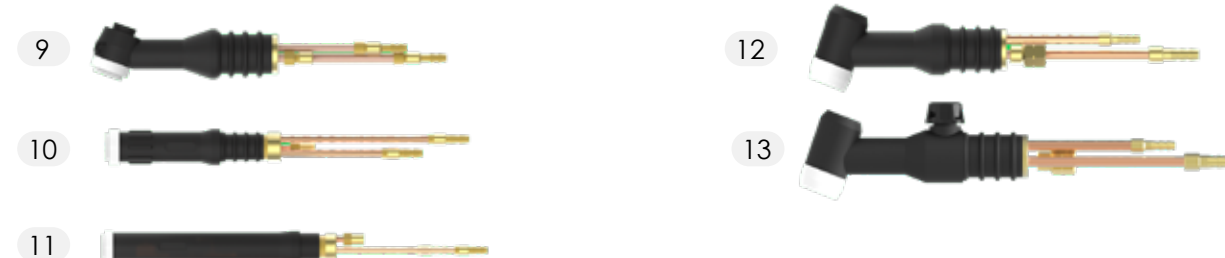
Pos.	TYPE	CODE	Min. Q.
16	Connection power cable torch M10/100	M9923	2
17	Nut M10/100	M9920	2
18	Crimp bell copper cable 16mm ²	M1505	2
	Crimp bell copper cable 25mm ²	M2505	2
	Crimp bell copper cable 50mm ²	M3605	2

SR gas



Pos.	TYPE	CODE	Min. Q.
1	Head SR9	T09 0001	1
	Head flex SR9F	T09 0011	1
2	Head valve SR9V	T09 0002	1
	Head valve flex SR9VF	T09 0012	1
3	Head pencil SR9P	T09 0003	1
4	Head SR17	T17 0001	1
	Head flex SR17F	T17 0011	1
5	Head valve SR17	T17 0002	1
	Head valve flex SR17F	T17 0012	1
6	Head SR26	T26 0001	1
	Head flex SR26F	T26 0011	1
7	Head valve SR26	T26 0002	1
	Head valve flex SR26F	T26 0012	1
8	Head pencil SR26P	T26 0003	1

SR Liquid



Pos.	TYPE	CODE	Min. Q.
9	Head SR20W	T20 0001	1
10	Head pencil SR20WP	T20 0011	1
11	Head flex SR25WF	T25 0011	1
12	Head SR18W	T18 0001	1
	Head flex SR18WF	T18 0011	1
13	Head valve SR18WV	T18 0002	1



Pos.	TYPE	CODE	Min. Q.
14	Head Auto SR18WP HD (only neck)	T18 0003	1




TEC gas

15



16



Pos.	TYPE	CODE	Min. Q.
15	Head valve T210	T21 0001	1
16	Head valve TX3	T35 0001	1

Power cable



Pos.	TYPE	CODE	Min. Q.
1.1	Coaxial power cable SR9/17 4mts-16mm ² - (3/8UNF-G1/4)	T17CG042	1
	Coaxial power cable SR9/17 8mts-16mm ² - (3/8UNF-G1/4)	T17CG082	1
	Coaxial power cable SR9/17 4mts-16mm ² - (3/8UNF-M12)	T17CG041	1
	Coaxial power cable SR9/17 8mts-16mm ² - (3/8UNF-M12)	T17CG081	1
	Coaxial power cable SR26W 4mts-25mm ² -(5/8UNF-G1/4)	T26CG042	1
	Coaxial power cable SR26W 8mts-25mm ² -(5/8UNF-G1/4)	T26CG082	1
	Coaxial power cable SR26W 4mts-25mm ² -(5/8UNF-M12)	T26CG041	1
	Coaxial power cable SR26W 8mts-25mm ² -(5/8UNF-M12)	T26CG081	1
	Coaxial power cable SR20W 4mts-16mm ² -(1/4UNF-G1/4)	T20CA042	1
	Coaxial power cable SR20W 8mts-16mm ² -(1/4UNF-G1/4)	T20CA082	1
	Coaxial power cable SR20W 4mts-16mm ² -(1/4UNF-M12)	T20CA041	1
	Coaxial power cable SR20W 8mts-16mm ² -(1/4UNF-M12)	T20CA081	1
	Coaxial power cable SR18W 4mts-16mm ² -(3/8UNF IZ-G1/4)	T18CA042	1
	Coaxial power cable SR18W 8mts-16mm ² -(3/8UNF IZ-G1/4)	T18CA082	1
	Coaxial power cable SR18W 4mts-16mm ² -(3/8UNF IZ-M12)	T18CA041	1
	Coaxial power cable SR18W 8mts-16mm ² -(3/8UNF IZ-M12)	T18CA081	1

Connections



1.2



1.3



1.4



1.5

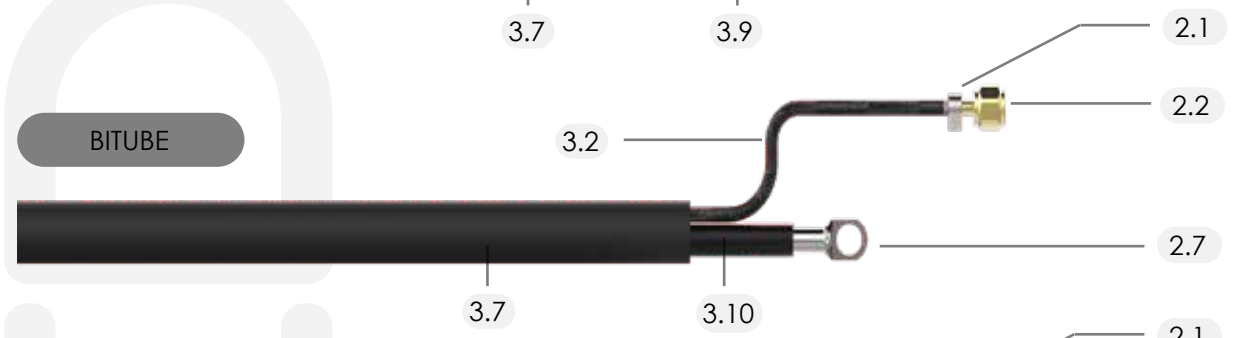
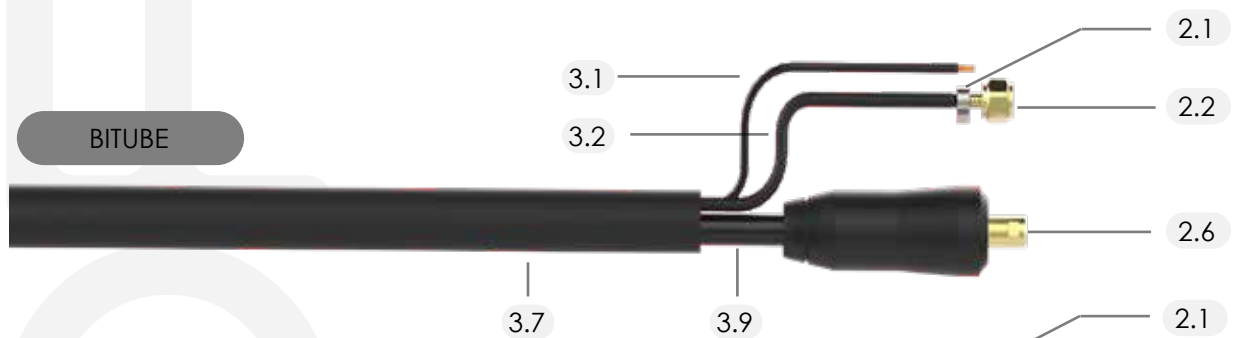
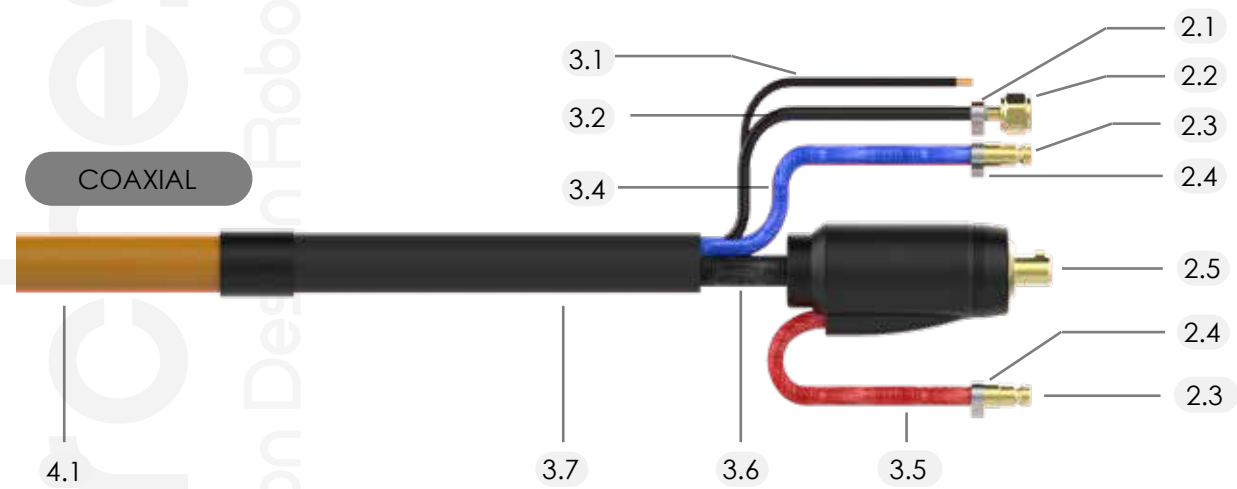


1.6

Pos.	TYPE	CODE	Min. Q.
1.2	Rear H connection M12/1 (16 mm ²)	C120216	5
	Rear H connection G1/4 (16 mm ²)	C140216	5
	Rear H connection G1/4 (25 mm ²)	C140225	5
	Rear H connection G3/8 (16 mm ²)	C380216	5
1.3	Front M connection 3/8 UNF (16 mm ²)-SR9/17	C170116	5
1.4	Front M connection 3/8 UNF IZQ (16 mm ²)-SR18	C180116	5
1.5	Front M connection 5/8 UNF (25/35 mm ²)-SR26	C260125	5
1.6	Crimp bell D.I. 13.5mm	M45CC77	10
	Crimp bell D.I. 16mm	M45CT77	10



Repair parts torches TIG



Pos.	TYPE	CODE	Min. Q.
2.1	Hose clamp D.8.0	M45T080	10
2.2	Nut G1/4	T99TG2	5
2.3	Plug nipple hose 5x8mm.	M45TA88	5
2.4	Hose clamp D.9.0	M45T090	10
2.5	Coaxial connector 35-50 G1/4	T993550	1
2.6	Male power adaptor 35-50mm	AAM3550	2
2.7	Read cable terminal T210 25/12	T21CAT	10
2.8	Male power adaptor 10-25mm	AAM1025	2
3.1	Cable 2 polos 2x0.75mm	T99CB	50 mts
3.2	Reinforced black rubber tube 5x8mm.	N45TN	100 mts
3.3	Black pvc tube 3x6mm.	T99TG36	50 mts
3.4	Reinforced blue rubber tube 5x8mm.	M45TA	50 mts
3.5	Reinforced red rubber tube 5x8mm.	M45TR	50 mts
3.6	Outside tube c/a black rubber 9x13mm.	M45CA92	50mts
3.7	Rubber cover 22x25mm.	T99F2225	25 mts
3.8	Rubber cover 15x17mm.	T99F1517	25 mts
3.9	Unipolar cable 35mm2	ACS35	25mts
3.10	Unipolar cable 25mm2	ACS25	50mts
3.11	Unipolar cable 16mm2	ACS16	50mts
4.1	Leather TIG 22x25	T99F2225P	1mts

5.1



5.2



5.3



5.4



5.5



5.6



Pos.	TYPE	CODE	Min. Q.
5.1	Handle TIG PRO 1 switch complete.	T99 3001	1
5.2	Handle TIG PRO 4 switch complete.	T99 3004	1
5.3	Handle TIG PRO valve SR26/18	TH-200R	2
5.4	Handle TIG valve SR26/18	TH-200	2
5.5	Handle TIG PRO valve SR9/17	TH-100R	2
5.6	Handle TIG valve SR9/17	TH-100	2



NOTAS



EDR torches[®]

Evolution Design Robotics



Welding torches

MIG-MAG-TIG

EDRtorches, S.L.
Calle Miguel Angel Blanco 28. 46138
Rafelbuñol - Valencia Spain.
www.edrtorches.com
info@edrtorches.com
Tel. 0034 963 558 893

